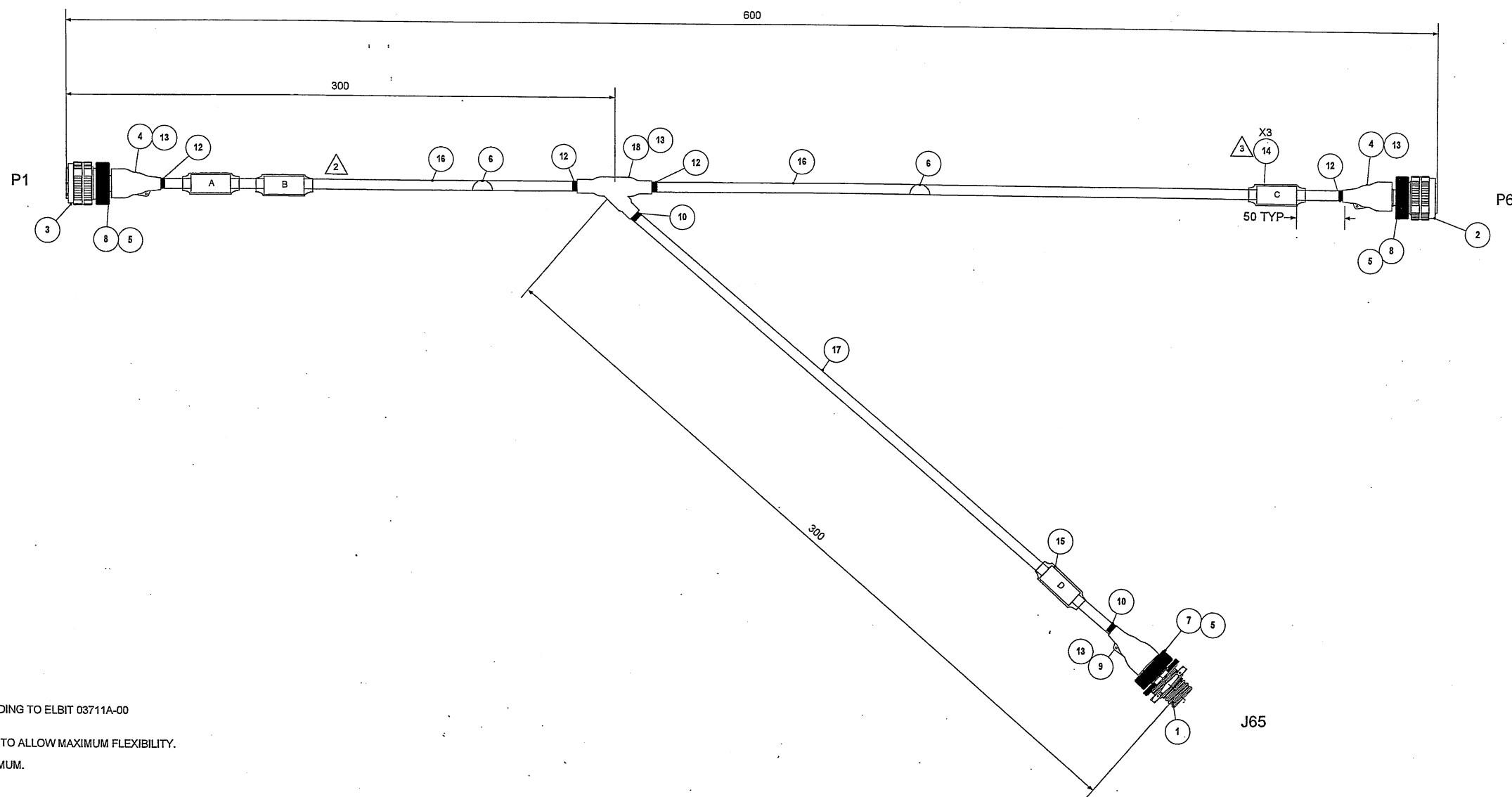


THIS DOCUMENT AND THE INFORMATION CONTAINED IN IT ARE PROPRIETARY AND CONFIDENTIAL TO DFT. NO PERSON OR ENTITY IS ALLOWED TO COPY, REPRINT, REPRODUCE OR PUBLISH ANY PART OF THIS DOCUMENT, NOR DISCLOSE ITS CONTENTS TO OTHERS, NOR MAKE ANY USE OF IT, NOR ALLOW OR ASSIST OTHERS TO MAKE ANY USE OF IT UNLESS BY THE PRIOR WRITTEN EXPRESS AUTHORIZATION OF DFT AND THEN ONLY TO THE EXTENT AUTHORIZED.  
COPYRIGHT-DFT.

SHEET REV STATUS  
ALL SHEETS ARE THE SAME REVISION

DWG	077234A-00	SH	1	1
REVISION RECORD				
REV	ECO	DESCRIPTION	DATE	APVD
01		Freeze	04-Nov-13	
		Released	01-Jul-14	L. Goldstein



NOTES:  
1. MANUFACTURING ACCORDING TO ELBIT 03711A-00

2 LEAVE THE BRAID LOOSE TO ALLOW MAXIMUM FLEXIBILITY.

3 CUT ALL LABELS TO MINIMUM.

STEMPING REQUIREMENTS:

A	B	C	D
WPKS6_P1 TO EOP J1	ELBIT WPKS6 077234A-XX MM/YY S/N: ___	WPKS6_P6 TO EMU J6	WPKS6_J65 TO WPKS5 P56

UNLESS OTHERWISE SPECIFIED		SIGNATURE	DATE	SEE SEPARATE PARTS LIST	
DIMENSIONS ARE IN MM PER ASME Y14.5M - 1994		DRAWN	17/12/13	ORDNANCE FACTORY TIRUCHIRAPPALLI	
TOLERANCES		CHECKED		TITLE	
LINEAR	ANGULAR	HOS/DDO		FOR: PEDESTAL ASSY	
3rd. ANGLE PROJECTION		OFFICER/PRODN		CABLE ASSY, WPKS6	
OFFICER/QC		OFFICER/DDO		SIZE	CAGE CODE
OFFICER/DDO				D	S0123
				DWG NO	077234A-00
				SCALE	1:2
				SHEET 1 OF 2	

PROJECT OFFICER

THIS DOCUMENT AND THE INFORMATION CONTAINED IN IT ARE PROPRIETARY AND CONFIDENTIAL TO OFT. NO PERSON OR ENTITY IS ALLOWED TO COPY, REPRINT, REPRODUCE OR PUBLISH ANY PART OF THIS DOCUMENT, NOR DISCLOSE ITS CONTENTS TO OTHERS, NOR MAKE ANY USE OF IT, NOR ALLOW OR ASSIST OTHERS TO MAKE ANY USE OF IT UNLESS BY THE PRIOR WRITTEN EXPRESS AUTHORIZATION OF OFT AND THEN ONLY TO THE EXTENT AUTHORIZED. COPYRIGHT-OFT.

### WPKS6

D

D

C


C

B

B

A

A



D38999/26WG35PA

D38999/26WG35SN

D38999/24WA35PN

SCALE 1:1

SIZE	CAGE CODE	DWG NO	REV
D	S0123	077234A-00	-

OFT

## ASSEMBLY PARTS LIST

Assembly Parts List For: 077234A-00 Rev: --

Status: Released Description: CABLE ASSY, WPKS6

FN	CMD	PART NUM	ECO	DESCRIPTION	MB	QTY	U\M	REF. DES./REMARKS	MFG. PN / CUSTOMER	LA	LI
1	PO	99933349M (99933349M)		RECEPT CIRC 6 P NO. 9	P	1	Each	J65	D38999/24WA35PN (More) - 112063854		
2	PO	99934940M (99934940M)		PLUG CIRC 79 P NO. 2 POL-A	P	1	Each	P6	D38999/26WG35PA (More)		
3	PO	99934867M (99934867M)		PLUG CIRC 79 S NO.21	P	1	Each	P1	D38999/26WG35SN (More) - D38999/26WG35SN		
4	VW	33230311M (33230311M)		BOOT SHRINK STR 1.42 TO .88	P	2	Each	BOOT P1,P6	202K153-25-01-0 (More)		
5	PO	00015525N (00015525N)		BAND CLAMP ID.8 W.120 F/BCKSHL	P	3	Each	BAND	600-057		
6	VW	99930210M (99930210M)		BRAID TUBE .500ID CU/TIN(.625X	P	0.750	MR	BRAID P1,P6	A-A-59569R36T0500 (More) - 40145800		
7	MP	031518A-02		ADAPTER D38999-III-09-03	M	1	Each	BS J65			
8	MP	031518G-03		ADAPTER D38999-III-21-06	M	2	Each	BS P1,P6			
9	VW	33230304M (33230304M)		BOOT SHRINK STR .92 TO .41	P	1	Each	BOOT P65	202K121-25-0 (More) - 272 308 177		
10	VW	24534710C (24534710C)		TUBE SHRINK .375/.187 BLK FLEX	P	3.937	IN		M23053/5-107-0 (More) - 1467-0005-17		
11	VW	00076163N (00076163N)		COAX TERMINATION 24AWG F/RG179	P	12	Each		D-181-2224-90/9 (More)		
12	VW	24534724C (24534724C)		TUBE SHRINK 1.00/.500 BLK FLEX	P	7.874	IN		M23053/5-110-0 (More) - C79089110		
13	YR	00003356N (00003356N)		ADHESIVE EPOXY POLYAMID KIT FO	P	10	GM	ADHASIIVE	S1125 KIT-8 (More)		
14	VW	99963634M (99963634M)		MARKER SLEEVE 1.0DIAX2.0 WHT	P	3	Each	A,B,C	TMS-SCE-1-2.0-9 (More) - 606100601		
15	VW	99963630M (99963630M)		MARKER SLEEVE 1/4DIAX2.0 WHT	P	1	Each	D	TMS-SCE-1/4-2.0-9 (More) - 606100623		
16	VW	33342614M (33342614M)		CABLE BRAID POLYAMID 15-21MM B	P	2.461	FT	BRAID POLIMID P1,P6	RG600/F.66.16SW (More) - C79068000		
17	VW	00058289N (00058289N)		CABLE BRAID POLYAMID 2-5MM BLK	P	0.984	FT	BRAID POLYAMID 65	F.66.03SW (More)		
18	VW	34334902M (34334902M)		BOOT SHRINK 45DEG TRANSITION	P	1	Each	BOOT 45	342A124-25-0 (More)		
19	PO	99930390M (99930390M)		PLUG GROMMET SEALING NO.22	P	6	Each	PLUG GROMMET	MS27488-22-1 (More) - 20195019		
20	WO	33159104M (33159104M)		CABLE ELECT 4X22AWG SHLD BK/RD	P	4.921	FT		44A1141-22-0/2/6/9-9 (More)		
21	WO	00063727N (00063727N)		CABLE ELECT 2X22AWG SHL/JK WHT/B	P	0.750	MR		55PC1121-22-9/96-9 (More)		
22	WO	00063711N (00063711N)		CABLE ELECT 2X24AWG SHL/JK WHT/B	P	13.500	MR		55PC1121-24-9/96-9 (More)		
23	WO	34464970M (34464970M)		CABLE TWINAX 100OHM 24AWG SHIE	P	1.500	MR		0024A0311-0 (More) - 193011126		
24	WO	99920592M (99920592M)		CABLE COAX RG179B/U OTHR OTHER	P	4.500	MR		M17/94-RG179 (More) - 193010059		
25	WO	00056551N (00056551N)		WIRE 22AWG MODETFE WHT	P	12	MR		55PC0111-22-9 (More)		

USE OR DISCLOSURE OF DATA IS SUBJECT TO RESTRICTIONS ON THE TITLE PAGE



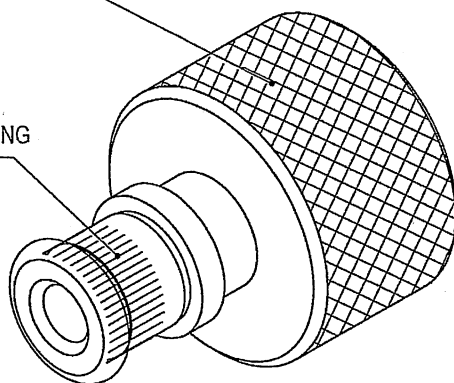
THIS DOCUMENT AND THE INFORMATION CONTAINED IN IT ARE PROPRIETARY AND CONFIDENTIAL TO OFT. NO PERSON OR ENTITY IS ALLOWED TO COPY, REPRINT, REPRODUCE OR PUBLISH ANY PART OF THIS DOCUMENT, NOR DISCLOSE ITS CONTENTS TO OTHERS, NOR MAKE ANY USE OF IT, NOR ALLOW OR ASSIST OTHERS TO MAKE ANY USE OF IT UNLESS BY THE PRIOR WRITTEN EXPRESS AUTHORIZATION OF OFT AND THEN ONLY TO THE EXTENT AUTHORIZED. COPYRIGHT-OFT.

**NOTES:**

1. INTERPRET THIS DRAWING IAW ASME Y14.100M.
2. MATERIAL: ALUM. ROD 6061-T6 PER AMS-QQ-A-225/8.
3. UNLESS OTHERWISE SPECIFIED, UNDEFINED MACHINED FILLET MAX RADII SHALL BE 0.2.
4. DEBURR AND REMOVE SHARP EDGES, APPROX. 0.2X45 Deg.
5. FINISH:
  - 5.1. ZINC COATING - OVER ELECTROLESS NICKEL.
  - 5.2. ELECTROLESS NICKEL CLASS 3 GRADE B, 13 MICRON THICK PER MIL-C-26074.
  - 5.2. ZINC COATING ELECTRODEPOSITED TYPE II, COLOR BLACK, CLASS 3 (OR SC2), 8 MICRON THICK PER ASTM B 633.
6. QUALITY ASSURANCE PROVISIONS FOR THIS ITEM PER RDMQD00012P.
7. PACKAGING AND PACKING: THE FINISHED PART SHALL BE PRESERVED AND PACKAGED IN ACCORDANCE WITH MANUFACTURER'S COMMERCIAL PRACTICE.
8. IDENTIFY PER MIL-STD-130 PARA 4.1.B, BY LABELING ITS CONTAINER WITH THE PART NUMBER. CHARACTERS 3.2 MM HIGH.

DIAMOND KNURLING  
0.8 MM PITCH

STRAIGHT KNURLING  
0.8 MM PITCH

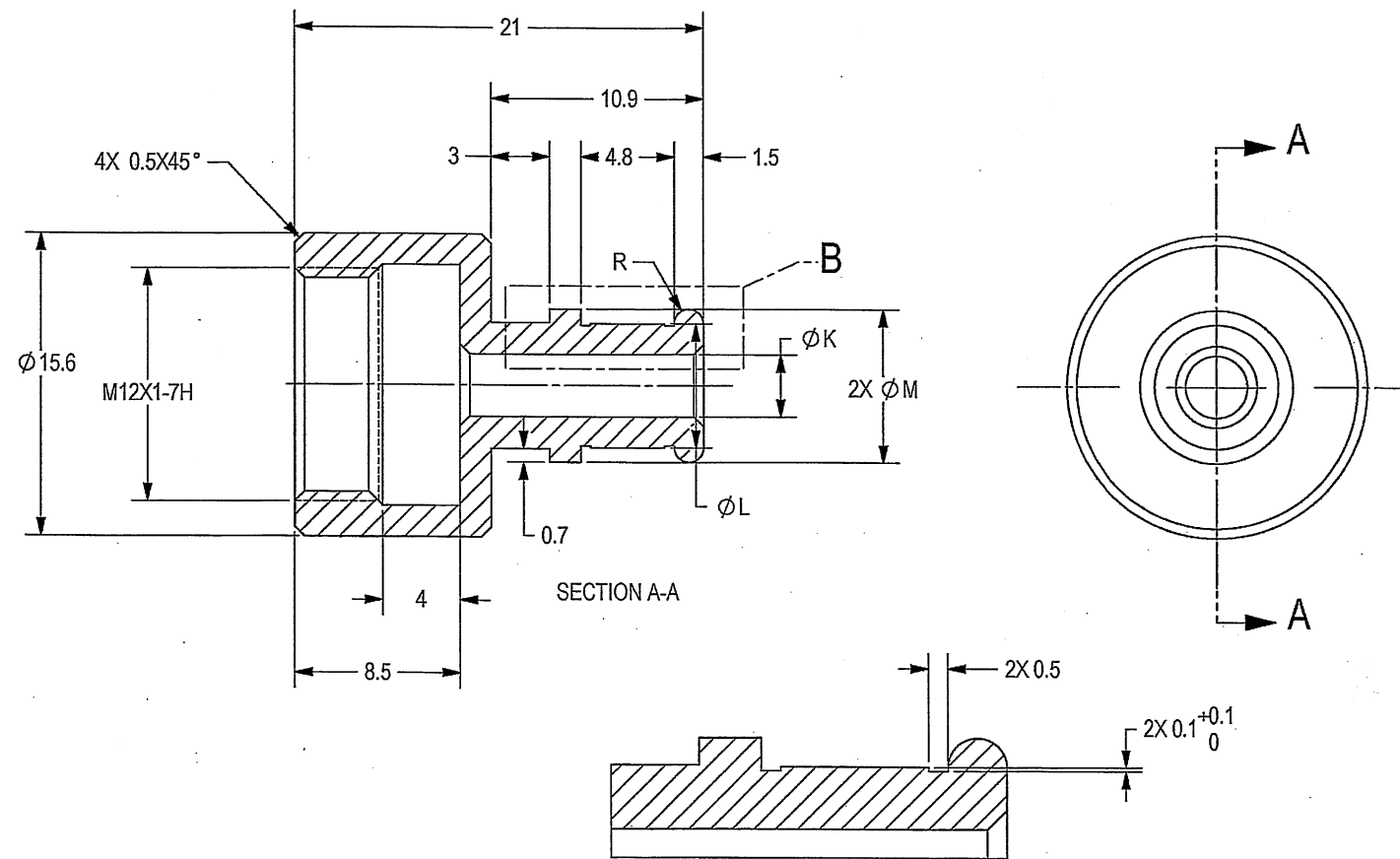


**SHEET REV STATUS**

ALL SHEETS ARE THE SAME REVISION

**REVISION RECORD**

REV	ECO	DESCRIPTION	DATE	APVD
01		Freeze	08-Jul-09	M.Levin
-		Released	26-Nov-09	A.Ben-or
A-	VA103/00	Released	14-Feb-11	D.Nave



DETAIL B  
SCALE 8:1

PART NO.	INDENT NO.	K	L	M
031518A-00	D38999-III-09-01	3.2	6.4	7.9
031518A-01	D38999-III-09-02	6.4	9.5	11.1
031518A-02	D38999-III-09-03	9.5	12.7	14.3

SEE ATTACHED MEDIA

UNLESS OTHERWISE SPECIFIED		SIGNATURE	DATE	ORDNANCE FACTORY TIRUCHIRAPPALLI	
DIMENSIONS ARE IN MM PER ASME Y14.5M-1994		DRAWN	17/2/11	TITLE	
TOLERANCES		CHECKED		FOR: CABLE ASSY, WPKS	
LINEAR	ANGULAR	HOS/DDO	18/02	OF: 12.7MM SRCG	
± 0.2	± 0.5°	OFFICER/PRODN		ADAPTER DRAWING, D38999-III-09	
3rd ANGLE PROJECTION		OFFICER/QC		SIZE	CAGE CODE
SURFACE TEXTURE IN Micro INCH		OFFICER/DDO		C	S0123
				DWG NO	031518A-TB
				SCALE	4:1
				AUTOMATED DRAWING (SW)	SHEET 1 OF 1

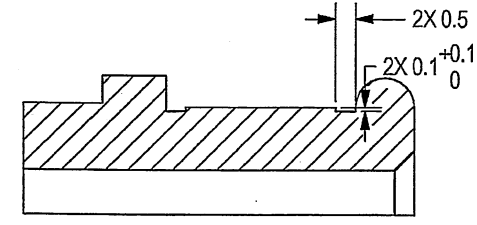
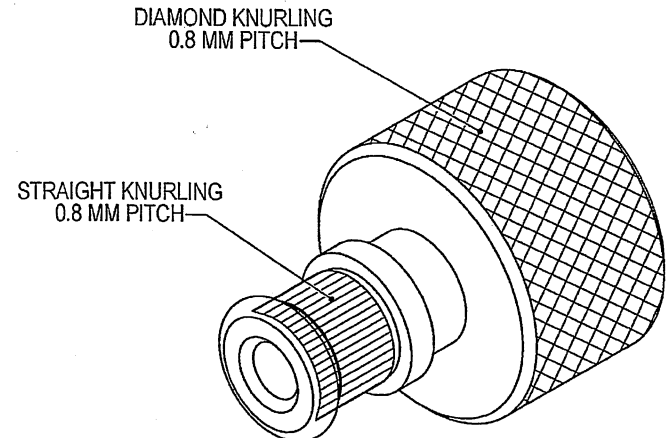
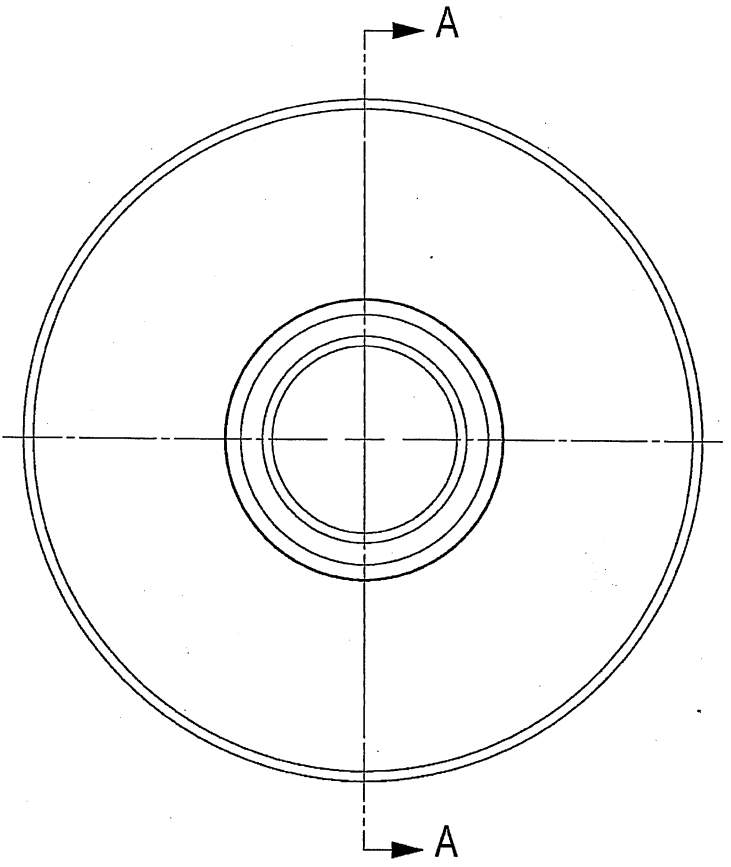
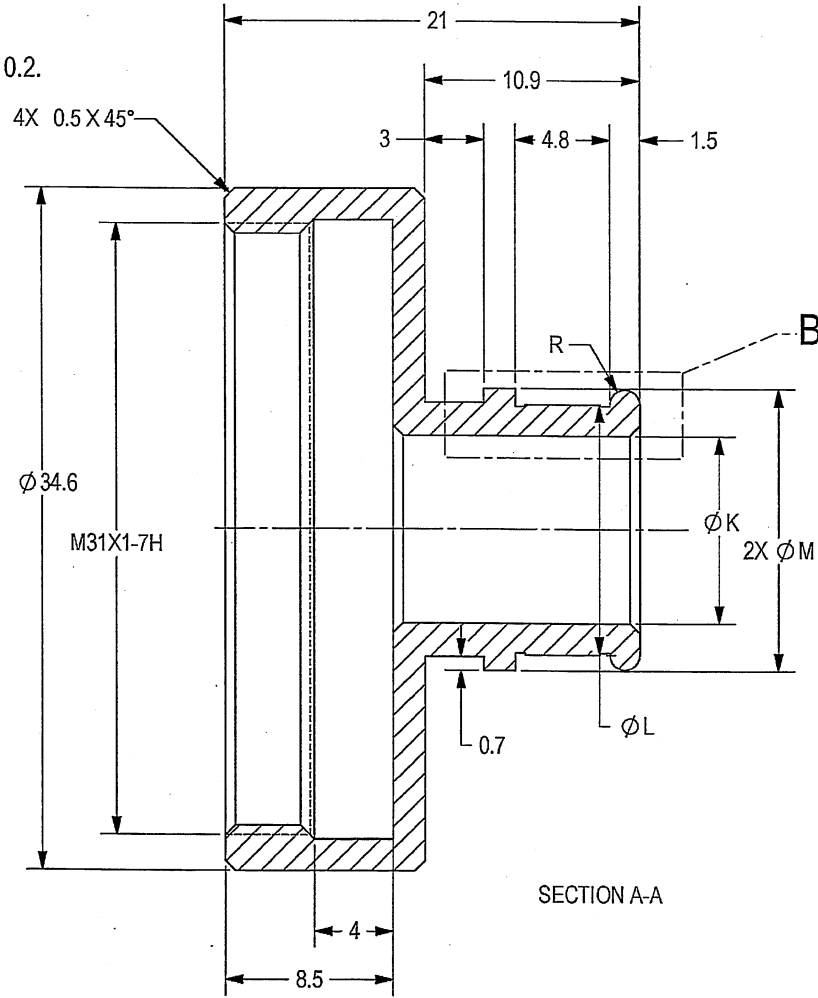
THIS DOCUMENT AND THE INFORMATION CONTAINED IN IT ARE PROPRIETARY AND CONFIDENTIAL TO OFT. NO PERSON OR ENTITY IS ALLOWED TO COPY, REPRINT, REPRODUCE OR PUBLISH ANY PART OF THIS DOCUMENT, NOR DISCLOSE ITS CONTENTS TO OTHERS, NOR MAKE ANY USE OF IT, NOR ALLOW OR ASSIST OTHERS TO MAKE ANY USE OF IT UNLESS BY THE PRIOR WRITTEN EXPRESS AUTHORIZATION OF OFT AND THEN ONLY TO THE EXTENT AUTHORIZED.  
COPYRIGHT-OFT.

SHEET REV STATUS  
ALL SHEETS ARE THE SAME REVISION

REVISION RECORD				
REV	ECO	DESCRIPTION	DATE	APVD
01		Freeze	08-Jul-09	M. Levin
-		Released	26-Nov-09	A. Ben-or
A-	VA103/00	Released	14-Feb-11	D. Nave

NOTES:

- INTERPRET THIS DRAWING IAW ASME Y14.100M.
- MATERIAL: ALUM. ROD 6061-T6 PER AMS-QQ-A-225/8.
- UNLESS OTHERWISE SPECIFIED, UNDEFINED MACHINED FILLET MAX RADII SHALL BE 0.2.
- DEBURR AND REMOVE SHARP EDGES, APPROX. 0.2X45 Deg.
- FINISH:
  - ZINC COATING - OVER ELECTROLESS NICKEL.
  - ELECTROLESS NICKEL CLASS 3 GRADE B, 13 MICRON THICK PER MIL-C-26074.
  - ZINC COATING ELECTRODEPOSITED TYPE II, COLOR BLACK, CLASS 3 (OR SC2), 8 MICRON THICK PER ASTM B 633.
- QUALITY ASSURANCE PROVISIONS FOR THIS ITEM PER RDMQD00012P.
- PACKAGING AND PACKING:  
THE FINISHED PART SHALL BE PRESERVED AND PACKAGED IN ACCORDANCE WITH MANUFACTURER'S COMMERCIAL PRACTICE.
- IDENTIFY PER MIL-STD-130 PARA 4.1.B, BY LABELING ITS CONTAINER WITH THE PART NUMBER. CHARACTERS 3.2 MM HIGH.



DETAIL B  
SCALE 8:1

PART NO.	IDENT NO.	K	L	M
031518G-00	D38999-III-21-03	9.5	12.7	14.3
031518G-01	D38999-III-21-04	12.7	15.9	17.4
031518G-02	D38999-III-21-05	15.9	19.1	20.6
031518G-03	D38999-III-21-06	19.1	22.2	23.8

125

SEE ATTACHED MEDIA

UNLESS OTHERWISE SPECIFIED		SIGNATURE	DATE	 <b>ORDNANCE FACTORY</b> <b>TIRUCHIRAPPALLI</b>
DIMENSIONS ARE IN MM PER ASME Y14.5M-1994		DRAWN	11/27/09	
TOLERANCES		CHECKED		TITLE
LINEAR	ANGULAR	HOS/DDO		ADAPTER DRAWING, D38999-III-21
±0.2	±0.5°	OFFICER/PRODN		FOR: CABLE ASSY, WPKS
3rd ANGLE PROJECTION		OFFICER/QC		OF: 12.7MM SRCG
SURFACE TEXTURE IN Micro INCH		OFFICER/DDO		SIZE C
				CAGE CODE S0123
				DWG NO 031518G-TB
				SCALE 4:1
				AUTOMATED DRAWING (SW)
				SHEET 1 OF 1