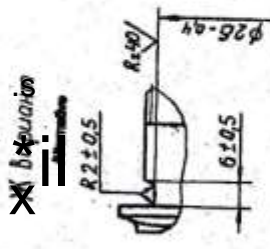
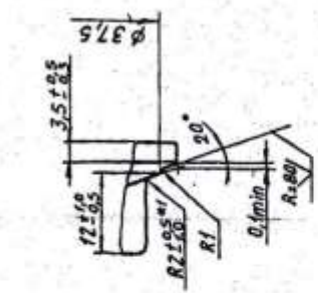
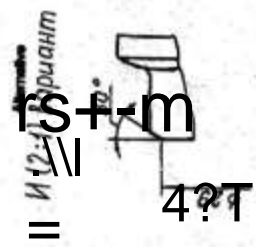
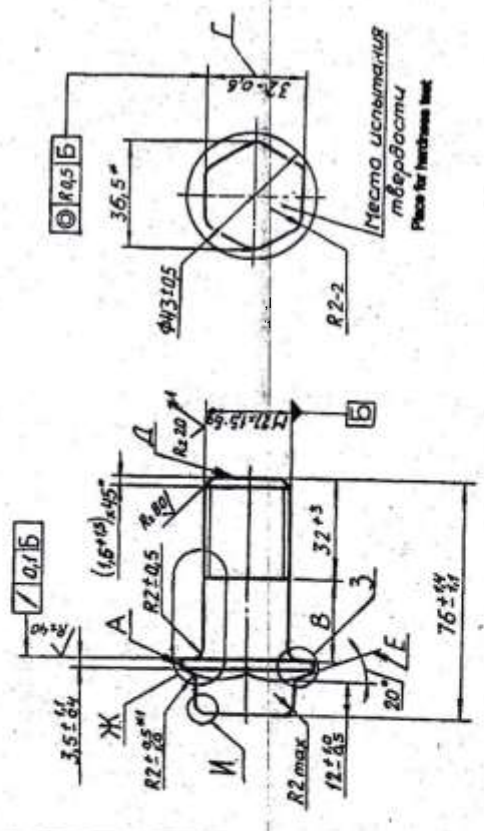


INDICATIVE DRAWING

These drawings are only for reference. Actual drawings may be different and shall be issued at the time for procurement.

1. Check all dimensions and tolerances.
2. Check the location of dimensions and tolerances.
3. Check the location of dimensions and tolerances.
4. Check the location of dimensions and tolerances.
5. Check the location of dimensions and tolerances.
6. Check the location of dimensions and tolerances.
7. Check the location of dimensions and tolerances.
8. Check the location of dimensions and tolerances.
9. Check the location of dimensions and tolerances.
10. Check the location of dimensions and tolerances.
11. Check the location of dimensions and tolerances.
12. Check the location of dimensions and tolerances.

DRAWING NUMBER
219.35.158
SHEET No. 1 OF 1



ITEM	QTY	UNIT	MATERIAL	USED ON
STEEL BOLT	1	PC	STEEL BOLT	INDIVIDUAL SET
CONTRIBUTE OF QUALITY APPEARANCE (HEAVY VEHICLE)				
BY C-55 50mm TWF				

ISSUE	DATE	NATURE OF AMENDMENTS

DATE	BY	REVISION

No part of these drawings may be reproduced in any form without prior permission in writing of OFM.