

COMPLETING ARTICLES SHOP (69)
Vendor Qualification Criteria (VQC)

NOMENCLATURE & DRAWING No.: BODY to Drg. No. 188.10.181, LF No. 6201210185


1	2	3	4	5	PROVIDE DETAILS IN COLUMN (5) HOUSE OR OUT-S ADDRESS OF THE BE DECLARED LETTERHEAD, S (Nomenclature of machine/year of Ma & accuracy, Date TESTING/INSPI (Nomenclature of th Make/Model, Size & MOU/TIE-UP A
	MANUFACTURING TECHNOLOGY & TESTING / INSPECTION FACILITIES REQUIRED TO PRODUCE THE ITEM	MUST BE POSSESSED BY THE VENDOR IN HIS OWN PREMISES - (P&M LIST & TESTING/INSPECTION EQUIPMENT LIST TO BE SUBMITTED)	PROVIDE DETAILS OF THE FACILITIES ASKED IN COLUMN (3) THAT ARE AVAILABLE IN-HOUSE (SELF-DECLARED P&M LIST (Nomenclature of machine, Make/Model, Capacity/Size & accuracy, Date of Installation, Vintage of machine/year of Manufacturing of machine) AND TESTING/INSPECTION EQUIPMENT LIST (Nomenclature of the Testing/Inspection Equipment, Make/Model, Size & Range, Date of calibration) ALSO TO BE SUBMITTED)	MAY BE POSSESSED BY THE VENDOR IN HIS OWN PREMISES OR OUT SOURCED - (MOU/TIE-UP WITH THE OUTSOURCING VENDOR/SUB-VENDOR AND THEIR P&M LIST & TESTING/INSPECTION EQUIPMENT LIST TO BE SUBMITTED)	
Technology 1	STEEL CASTINGS			Casting: 188.10.181. Estimated Wt: 75.3kg Approx.	
Technology 2	HEAT TREATMENT			Normalizing, Hardening & Tempering. Hardness - Dia. of indentation 3.55 to 3.85mm	
Technology 3	*MACHINING	CNC VMC/HMC Table cap 494x553mm Min.			
Test/ Inspection 4	TESTING MACHINE			Brinell Hardness Tester	

Note: (1) Facilities must be available with vendors own premises - including facilities available with Sister / Parent Concerns / Strategic Partners sha Considered for Capacity Verification subjected to documentary evidence to prove the relationship / ownership.

(2) *The firm may indicate the alternate machines/process by which the component can be manufactured as per technical specification/drawing.
** Firm should give undertaking that they will develop the all the testing facility if they get order.


M. GNANASEKARAN
WM/CA


SUBHAM BIJALWAN
AWM/QA(NF)


SUCHEETH AGAF
WM/CA-II

**RESTRICTED
(DRAFT/PROVISIONAL)
QUALITY ASSURANCE PLAN**

FOR

(BODY)

DRG.NO.188.10.181

(LF NO: 6201210185)

No HVF/T-90/QAP/10/BODY/240873-00

ISSUE No: 00

DATE: JAN-2022

QUALITY ASSURANCE (RIG-SUB ASSEMBLY)

HEAVY VEHICLES FACTORY

AVADI CHENNAI – 600 054

QUALITY ASSURANCE PLAN (QAP)

FOR


BODY

DRG. NO. 188.10.181


PREPARED BY


(C.NANDA KUMAR)
JWM/QA (RIG-SA)

REVIEWED BY


(HANUMANTH RAO GOLLA)
JWM/QA (RIG-SA/TA)

APPROVED BY


(SUBHAM BIJLWAN)
AWM/QA-RIG-(SA)

ISSUED BY

QUALITY ASSURANCE (RIG- SUB ASSEMBLY)
HEAVY VEHICLES FACTORY
AVADI CHENNAI – 600 054

Sl. no	CONTENTS	PAGE .No.
1.	IMPORTANT NOTES	4
2.	INTRODUCTION	4
3.	AIM	4
4.	SCOPE	5
5.	DOCUMENTS	5
6.	ITEM USED ON	6
7.	LIST OF DRAWINGS	6
8.	BILL OF MATERIAL	6
9.	CONDITIONS OF USE/ STORAGE INSTRUCTIONS	6
10.	SAMPLING PLAN	7
11.	VISUAL INSPECTION	7
12.	DIMENSIONAL CHECKS	8
13.	MATERIAL CHECKS	8
14.	ACCEPTANCE / PERFORMANCE TESTS	8
15.	FITMENT AND PERFORMANCE TEST	9
16.	INTERCHANGEABILITY	9
17.	CALIBRATION CHECKS	10
18.	MARKING/IDENTIFICATION	10
19.	PRESERVATION CHECK	10
20.	PACKING CHECK	10
21.	DOCUMENTATION	10
22.	REFERENCE	11
23.	ANNEXURE-A	12
24.	FIGURE	13
25.	APPENDIX-A	14

1. IMPORTANT NOTE

Note-1

This is only a provisional and will be amended from time to time according to the requirement. No addition, deletion and reproduction will be done without permission of The Sr. General Manager, Heavy Vehicles Factory, Avadi, Chennai – 54.

Note –2

Any instruction contained in this does not prejudice the terms and conditions of the contract what so ever. In case of any contradiction between the contents of this QAP and the clause in the contract, the latter will prevail.

Note-3

The stores should be manufactured strictly only as per the drawings supplied by the Inspection Authority and not as per the samples, if any received by the manufacturer for guidance purpose.

Note-4

Any amendment issued by the Inspection Authority shall be incorporated in the QAP and the records for the amendments carried out should be maintained as per the Performa at Appendix-"A".

Note-5

In case of any contradiction between the contents of this QAP and drawings issued along with the contract, the latter will prevail.

2. INTRODUCTION

1. This quality plan lays down the inspection and testing procedure to be carried out on the component **BODY TO DRG.NO 188.10.181** being procured indigenously. This is prepared, based on the acceptance standards and inspection parameters laid down in collaborators documents and on the inspection test standards followed in respect of similar indigenous items.
2. This QAP is the property of Government of India and is liable for amendments as and when required. The Sr. General Manager, Heavy Vehicles Factory, Avadi, Chennai – 600 054, is the inspecting Authority for this assembly. Any query / clarification on the content of this QAP shall be referred to this Factory. Any departure from these instructions is allowed only after written approval from the above authority. Notwithstanding the tests indicated in this QAP, the inspecting Officer has the right to carry out any test to check conformance to the paper particulars quoted in the Supply Order, which he may consider necessary to satisfy himself about the stores which he has to accept.

3. AIM

The QAP is aimed at standardizing the Inspection procedure and acceptance norm for **BODY TO DRG.NO:188.10.181**.

It also aims at giving adequate information to the manufacturer on the quality requirements so that the required quality control methods are established. This is also meant to guide authorized Inspection Officer in his routine inspection and to set out main points to which his attention must be drawn to ensure that the accepted stores meet the stipulated standards.

4. SCOPE:

This QAP outlines in general terms, the checks and methods to be used during inspection of **BODY TO DRG. NO. 188.10.181** including the technical requirements of the drawings. The recommended Quality Plan stipulated herein is mandatory and should be strictly adhered to.

For inspection purpose, only the latest issue of this QAP will be made applicable and copies of this QAP can be obtained from the issuing authority i.e. The Sr. General Manager, Heavy Vehicles Factory, Avadi, and Chennai.

NOTE-I:

- i. Tender enquiry (TE) and supply order (S.O) will be issued with QAP stating that inspection will be done as per QAP.
- ii. In case of TE, It is responsibility of the vendor to obtain the copy of QAP and give the statement of compliance that vendor will abide by the QAP in case supply order is placed.
- iii. In case of S.O, it is the responsible of the vendor to obtained copy of QAP and give the statement of compliance that the vendor will follow QAP. However, GM/HVF reserves the right to revise/update the QAP from time to time.

5. DOCUMENTS:

- a) On placement of firm supply order, One set of relevant specification and technical instructions on the subject item can be obtained by the contractor from AHSP through DDO/HVF
- b) Any clarification required on these documents should be obtained from the Inspecting Authority i.e. The Sr. General Manager, Heavy Vehicles Factory, Avadi, Chennai – 600 054. Equivalent to the collaborators specifications and standards will be decided only by the Inspecting Authority and should not be unilaterally decided. For any change in the specifications, standards or written approval, any alterations in specification can be affected and not otherwise.
- c) The process instruction sheets supplied by the collaborators are available with the Authority Holding Sealed Particulars, i.e. The Controllerate of Quality Assurance (Heavy Vehicles), Avadi, Chennai for the reference. The relevant process sheets may be studied at the premises of the AHSP after obtaining necessary permission.
- d) The supplier after scrutiny of the concerned process sheets and connected paper particulars should establish the necessary production and inspection facilities. Particularly the inspection test rigs, stands, fixtures, temBODY, gauges etc should be provided as recommended in these process sheets. If

process sheet / Process Book is not available the details particulars/parameters available in the drawings to be strictly adhered.

6. ITEM USED ON:

1. 188.10.084CbCb

7. LIST OF DRAWINGS:

SI. NO.	DRG. NO	NOMENCLATURE	REMARKS
1	188.10.181	BODY	-

8. BILL OF MATERIALS: (Individual items as mentioned in table to Para 7)

SI. NO	DRG. NO	NOMENCLATURE	MATERIAL SPECIFICATIONS	Qty
1	188.10.181	BODY	SPECIAL STEEL СБЛ-2	1

Note: Vendor / Contractor may use approved alternate material if any specified in drawing/ specification. **Also refer Para no.13.

9. CONDITIONS OF USE/STORAGE INSTRUCTIONS

This assembly/item should be properly packed to protect from transit / handling damage and influence of atmospheric precipitations. In addition, the following parameters should be ensured:

- (a) The threaded parts if any should be covered with suitable plastic caps to prevent damages.
- (b) If the item consists of assemblies, each assembly should be packed separately.
- (c) The stores are to be suitably covered for preventing ingress of dust and Dirt/entry of sunlight / moisture.
- (d) The packaging slip shall contains
 - (i) Certificate of testing- NABL Certificate.
 - (ii) Guarantee/ Warranty Certificate
 - (iii) Service and maintenance instructions
 - (iv) Delivery Slip with Inspector's Acceptance Mark
 - (v) Undertaking letter / certificate of conformance (as applicable).
- (e) The stores are not permitted to be stored together with oils. Petrol, acids, alkaline and other substances to avoid damage to the metal / rubber components.

10. SAMPLING PLAN:

Sl. No.	Sampling Plan	Pilot	Bulk
(i)	Visual Inspection	100%	100%
(ii)	Dimensional Inspection	100%	General Inspection level III, single sampling, Normal Inspection, AQL 2.5 of IS 2500 (Part-I)-2000
(iii)	Material Inspection	1 No	1 No. for each batch of raw material or heat treatment lot as required by specifications.
(iv)	Acceptance test	100 %	100 %
(v)	Pressure testing	100%	100%
(vi)	Machining/Fitment/ Performance trial on higher assembly / Tank	01 Nos.	01 Nos. per batch/As required.
vii)	Interchangeability Test	----	-----
viii)	Test stand/Jigs/ Fixtures/Gauges/Man drels/etc.	100 %	100 %
ix)	Marking/Identification	100%	100%
x)	Packing/ Preservation	100%	100%

Note:-

A New (First time supplier of this item) supplier should obtain clearance from HVF for bulk production which will be issued only after inspection/evaluation of pilot samples by HVF.

11. VISUAL INSPECTION [Sampling plan as per Para- 10 (i)]

The stores are to be visually examined on 100 % of pilot /bulk and same should be free from any defects and all the finishing requirements shall satisfy as indicated in technical conditions of the assembly / component drawing.

The components shall be checked for the following and should be free from the defects:

- Defects in construction
- Cracks/Dents/Scratches
- Fitment of all components
- Presence of foreign particles
- Moisture and dust
- Corrosion of metal parts

- Mechanical imperfections & distortion
- Any form of deterioration of material and finishing.

Packing and preservation should be ensured as per drawings/relevant TY specification (To be ensured on receipt at consignee end).

12. DIMENSIONAL CHECK [Sampling plan as per Para- 10(ii)]

The dimensions of individual component, sub assembly and major assembly shall be checked and ensured as per respective drawing. Dimensional check should be carried out as per sampling plan. However, the inspecting authority/rep. may at his discretion, tighten the inspection level and acceptance quality level on the critical items and adopt check point during manufacture.

12.1 BODY TO DRG.NO 188.10.181

1. All dimensions should be confirmed as per drawing.
2. Surface finish/Roughness should be confirmed as per drawing and specification.
3. Refer drawing / specification for admissible alternate manufacture in dimensions/material if any specified for the component.

13) MATERIAL CHECKS [SAMPLING PLAN AS PARA – 10 (iii)]

Material specimen /test bars of the components shall be in conformity as per the material mentioned in the relevant documents/drawing. NABL test reports for all the parameters as per relevant specifications to be submitted. Test samples to be submitted by the vendor to HVF, if required. The material check will be carried out as per sampling plan.**However, if the manufacturer proposes any alternative material at the stage of tender enquiry, the same has to be approved and a written concurrence should be obtained from AHSP through DDO/HVF, before usage of such materials.

13.1 BODY TO DRG.NO.188.10.181

- a) The component should be manufactured from SPECIAL STEEL CBЛ-2.
- b) **Chemical properties:** As per SPECIAL STEEL CBЛ-2.
- c) **Mechanical properties:** As per SPECIAL STEEL CBЛ-2.
- d) Hardness dia of indn 3.55 – 3.85 mm.

14) PERFORMANCES / ACCEPTANCE TEST: BODY TO DRG.NO:188.10.181

1. Casting accuracy is 11- 0 -0 -10 GOST 26645-85.
2. Grade of steel, heat treatment, procedure for acceptance and tests are as per specification on special steel components. Medium hardness.
3. Requirement for casting are as per 172.TY5.
4. Un-specified casting radii not to exceed 8mm, casting drafts 1:50.
5. Un-specified limit deviation of dimension ^{are} $\pm \frac{JT16}{2}$ for machined surfaces.
6. *Dimension to the provided by tool.
7. Faces K along contour of cut, faces JI and M to be blunted by 2 mm radius or 2x45° chamfer.
8. Hole C may be made in assembly.
9. Shoulder/step not exceeding 1 mm may be allowed on surface Φ .
10. Surface finish of threaded holes is Rz 40. To the provided by tool.
11. Other requirements are as per 520.TY1.

Explanatory Note

1. Stage wise inspection and process of the component as specified in TD Book / Process Book / illustration book is to be confirmed by the supplier during manufacturing the components.
2. Firm shall submit the inspection process details/reports to HVF.
3. If required/applicable HVF shall witness/verify stage wise inspection/process details during manufacturing of the components.
4. The component may be subject to endurance test, when fitted in higher assembly as specified in process/ illustration/ TD book.
5. Firm has to submit all the test reports for all the parameters specified at para 14(1) for acceptance of the component.

15) FITMENT AND PERFORMANCE TEST:

- a. Pilot samples should be checked for fitment/machining trials and Performance test to ascertain the efficacy of the system under different operating conditions by fitting in higher assembly and repeating it for functional checks, wherever required.
- b. Items of Bulk supplies may be subjected to performance trial in tank in case of repeated failure/defects during exploitation.
- c. The item should possess appropriate material for machining as indicated in the drawing and should be supplied in such a way that the components to suit in machine/fixtures/Jigs to higher assembly..
- d. The component should be free from any defects after machining in trial and the casting should be in line with the parameters as specified in the GOST and Specification.
- e. The casting shall be clean, free from porosity blowholes, hard spots, Cold shut, distortion, cracks and other harmful defects as per the specification.

- f. The casting shall be well dressed and fettled.
- g. Casting shall be cleaned/shot blasted and preservation coating is to be done after heat treatment as called for in the specification.
- h. No weld/repair should be carried out without prior permission from HVF.
- i. Testing methods for acceptance of the casting refer Specification 172 TY 5.

16) INTERCHANGEABILITY:

The assemblies/component should be interchangeable component wise and assembly wise, except the Component are to be supplied as a set and to be assembled selectively as per sampling plan.

17) CALIBRATION CHECKS

(TEST STANDS/JIGS/FIXTURES/GAUGES/INSTRUMENTS):

The supplier / Contractor should have suitable Instruments, Test Stand, jigs, fixture, mandrels and gauges to carry out quality checks, to ensure conformance of components/assembly as per drawing and Specification /T.R points.

The supplier/contractor should submit calibration reports for instruments/fixtures/gauges/mandrels etc., which are used during process of inspection activities.

18) MARKING/IDENTIFICATION

Marking of the items is to be carried out as called for in the relevant drawing, drawing/T.R points.

Inscription if any on the components is to be carried out as called for in the drawing/T.R points. Unless otherwise specified in the drawing/ specification, marking should not be carried out over the components.

For traceability, marking of part No., Manufacturer name, supply order No, Serial No/Qty, batch No. and manufacture date & year are to be carried out. Suitable method can be adopted, provided that the above parameters are legible and considering the parameters mentioned in the drawing and specification.

19) PRESERVATION CHECK

a) Preservative coatings are to be strictly adhered to as called for in the drawing. However, equivalent BIS Standards can also be followed, subject to the thickness of the coating/preservative is maintained as per the drawing/specification.

b) Other preservations as necessary to prevent damages due to moisture and dust during process, storage and transit are to be carried out. Conventional Methods can also be resorted to.

20) PACKING CHECK

Components / Assemblies are to be packed separately to avoid damages during transit / handling of the same. Part No. and No. of sets are to be marked on the packing.

Packing and preservation should be ensured as per drawings/relevant TY specification (To be ensured on receipt at consignee end).

Finished products shall be wrapped / packed using black and opaque polyethylene sheet or bags.

21) DOCUMENTATION

- i. Firm has to maintain all the documents as per QAP with respect to the Sl.No.to have traceability.
- ii. Vendor has to submit Bill of materials, Material test reports, Class 'C' /Endurance test reports (wherever specified in drawing/TY specification/QAP) and Complete PIR (pre-inspection report)at the time of offering the item for inspection. HVF will commence inspection only after scrutiny of these documents.
- iii. The testing/inspection responsibility to test all the parameters as per QAP and drawing specifications as mentioned in Annexure -A (enclosed).
- iv. Pre inspection reports (PIR) of firm like, 1. Chemical analysis (NABL Certificate), 2.Mechanical properties (NABL Certificate), 3. Pre-forming process, 4. Coating certification. 5. Calibration reports of instruments and 6. 100 % Dimensional inspection reports.

22) REFERENCE:

- a) Drawing No: 188.10.181 - BODY
- b) Material specification as per drawing:
SPECIAL STEEL МВЛ-1 or СВЛ-2.
- c) Specification: 520 TY1.
- d) 172TY5.
- e) GOST 26645-85.

ANNEXURE-A

SL. NO.	CATEGORY	ASSEMBLY/SUB ASSEMBLY	TESTS/INSPECTION PARAMETERS	STANDARDS TO BE REFERRED	ACCEPTANCE CRITERIA	INSPECTION RESPONSIBILITY			REMARKS
						Firm	HVF	DGQA	
1	BODY TO DRG. NO 188.10.181	Pre inspection reports (PIR) of firm	Firm has to produced all the document as per Para 21 (iv)	As per the relevant drawing and QAP.	Confirm to drawing and QAP as per bill of material	P	V	R	100% by firm/vendor.
2		Bill of material (BOM)	Firm has to prepare the BOM as per QAP	Refer QAP Para no: 8 or item list.	Confirm to QAP.	P	V	R	100% by firm/vendor.
3		Material tests	Chemical composition & Mechanical / Physical Properties	As per Special steel	All the values to confirm with QAP (Para no:13.1 (a), (b), (c) & (d)	P	W/V	R	SP followed by HVF.
4		Dimensional checks	Dimensions as per the drawing	Refer drawing /QAP Para no: 12.1	Confirm to drawing and QAP para no:12.1	P	W/P	R	100% by firm/vendor SP followed by HVF.
5		Hardness checks	Hardness dia of indn 3.55 – 3.85 mm and medium hardness	Refer drawing /QAP Para no: 13(d)	Confirm to drawing and QAP para no:13(d)	P	V	R	100% by firm/vendor SP followed by HVF.
6		Marking / traceability	Firm has to make marking / traceability records.	Refer QAP Para no: 18	Confirm to QAP Para no: 18	P	V	R	100% by firm/vendor.
7		Preservation & packing	Firm has to make Preservation & packing records	Refer QAP Para no: 19 & 20	Confirm to QAP Para no: 19 & 20	P	V	R	100% by firm/vendor.

Note:

For conformity of the items (Chemical/Physical/Mechanical properties).

1. One sample per heat / batch shall be tested under NABL Lab/Govt. Approved lab by firm. In case of non-compliance to standards entire lot shall be rejected or not to use in production further.

2. For cross conformation of material, manufacturer has to submit test sample pieces for the items used / test slab and button for rubber items / HVF will draw samples from supplied lot for Witnessing (W) at HVF premises. In case of non-compliance to standards entire lot will be rejected.

P - Perform W - Witness V - Verify R - Review

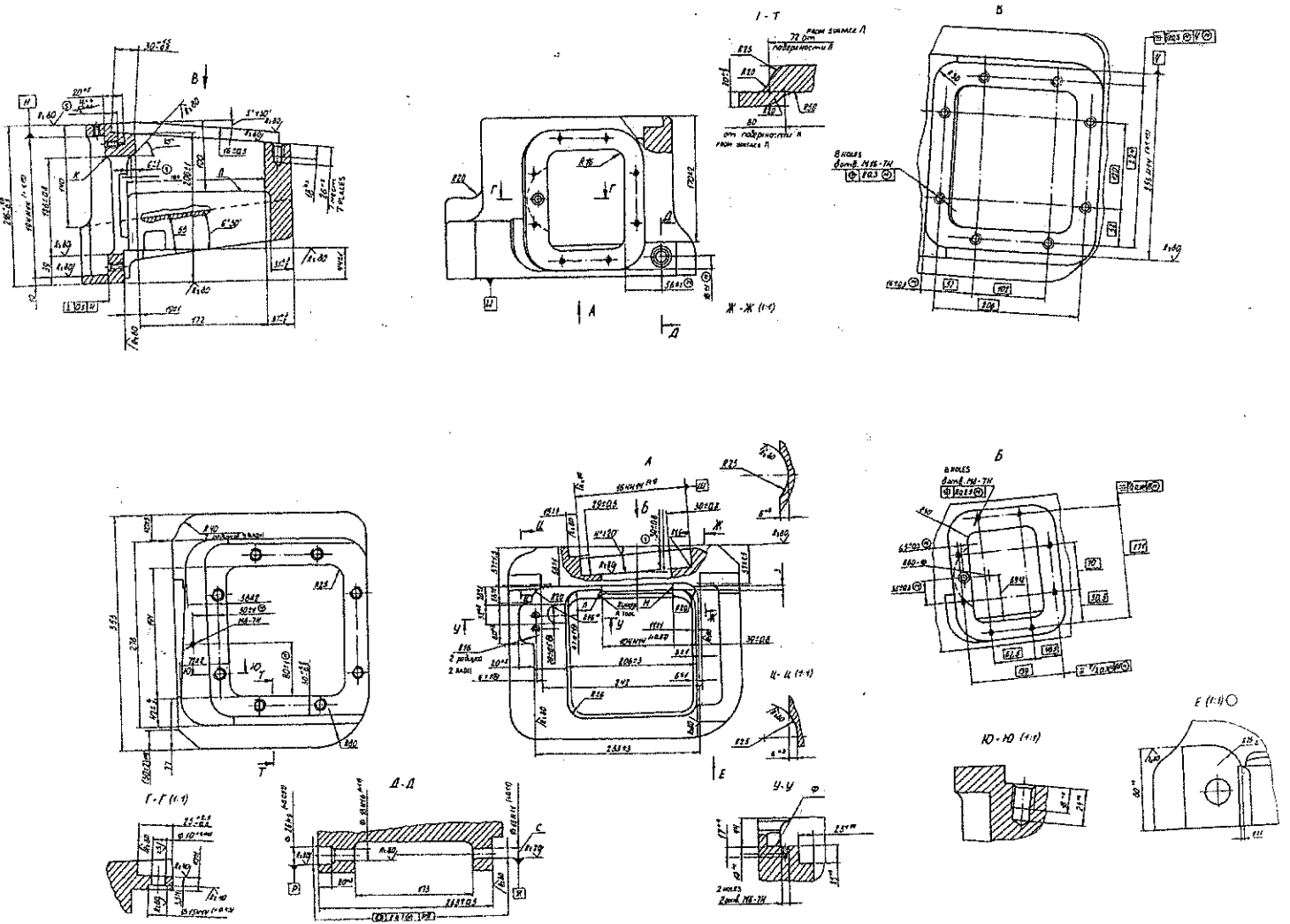


FIG: BODY TO DRG. NO 188.10.181
(For reference only)

RECORD OF AMENDMENTS

Sl. No	Amendment No. & date	Amended by	Date of Insertion	Initial