

Indian Standard
SPECIFICATION FOR
SNAP FASTENERS (FOUR PIECES)

(First Reprint JANUARY 1982)

UDC 672.837



CONTROLLED COPY

[Signature]
 G. K. P. DHAN
 JK. W. R. S. MANAGER
 ORDNANCE PARAGRAPH FACTORY
 KANPUR

© Copyright 1968

INDIAN STANDARDS INSTITUTION
 MANAK BHAVAN, 9 BAHADUR SHAH ZAFAR MARG
 NEW DELHI 110002

Price Rs 5.00

November 1968

INTERNATIONAL SYSTEM OF UNITS (SI UNITS)

Quantity	Unit	Symbol	Conversion
Length	metre	m	1 N = 1 kg.1 m/s ²
Mass	kilogram	kg	1 J = 1 N.m
Time	second	s	1 W = 1 J/s
Electric current	ampere	A	1 Wb = 1 V.s
Thermodynamic temperature	kelvin	K	1 T = 1 Wb/m ²
Luminous intensity	candela	cd	1 Hz = 1 c/s (s ⁻¹)
Amount of substance	mole	mol	1 S = 1 A/V
			1 Pa = 1 N/m ²
Supplementary Units			
Quantity	Unit	Symbol	
Plane angle	radian	rad	
Solid angle	steradian	sr	
Derived Units			
Quantity	Unit	Symbol	Conversion
Force	newton	N	1 N = 1 kg.1 m/s ²
Energy	joule	J	1 J = 1 N.m
Power	watt	W	1 W = 1 J/s
Flux	weber	Wb	1 Wb = 1 V.s
Flux density	tesla	T	1 T = 1 Wb/m ²
Frequency	hertz	Hz	1 Hz = 1 c/s (s ⁻¹)
Electric conductance	siemens	S	1 S = 1 A/V
Pressure, stress	pascal	Pa	1 Pa = 1 N/m ²

INDIAN STANDARDS INSTITUTION

Manak Bhavan, 9 Bahadur Shah Zafar Marg, NEW DELHI 110002
 Telephones : 26 60 21, 27 01 31
 Regional Offices:
 Western : Novelty Chambers, Grant Road
 Eastern : 5 Chowringhee Approach
 Southern : C. I. T. Campus, Adyar
 Branch Offices:
 'Pushpak', Nurmohamed Shaikh Marg, Khanpur
 'F' Block, Unity Bldg, Narasimharaja Square
 Gangothri Complex, Bhadbhada Road, T.T. Nagar
 22E Kalpana Area
 Ahimsa Bldg, SCO 82-83, Sector 17C
 5-8-56C L. N. Gupta Marg
 D-277 Todarmal Marg, Banipark
 117/418 B Sarvodaya Nagar
 Palliputra Industrial Estate
 Hantex Bldg (2nd Floor), Rly Station Road

Manaksanstha

Telephone	Telegrams
BOMBEAY 400007	Manaksanstha
CALCUTTA 700072	
MADRAS 600020	
AHMADABAD 380001	
BANGALORE 560002	
BHOPAL 462003	
BHUBANESHWAR 751014	
CHANDIGARH 160017	
HYDERABAD 500001	
JAIPUR 302006	
KANPUR 208005	
PATNA 800013	
TRIVANDRUM 695001	

Reproduced by Reprography Unit, ISI, New Delhi

Indian Standard
SPECIFICATION FOR
SNAP FASTENERS (FOUR PIECES)

Fasteners for Consumer Goods Sectional Committee, CPDC 22

Chairman
 COL C. N. HUSSAIN
Members

Representing
 Ministry of Defence (DGI)

SHERI S. C. GHOSE (*Alternate to*
 Col C. N. Hussain)
 SHERI M. M. AGGARWAL

Federation of Association of Small Industries of
 India, New Delhi

SHERI ANISUL REHMAN
 SHERI H. G. BADLANI

A. T. Industries, Delhi

SHERI N. S. PESWANI (*Alternate*)

Fleet Fasteners Pvt Ltd, Bombay

SHERI N. DUTTA

Pioneer Engineering Works, Calcutta

SHERI GEORGE CARVELHO

Kian Gwan Co (Cal) Pvt Ltd, New Delhi

SHERI A. P. JAIN

Bishamber Dass & Sons Pvt Ltd, New Delhi

SHERI P. D. JAIN (*Alternate*)

Development Commissioner, Small Scale Indus-
 tries, New Delhi

SHERI G. B. JAKHETIA

Needle Industries (India) Ltd, Nilgiris

SHERI N. MANOHARAN

Bangalore Dress Manufacturing Co (Private)
 Ltd, Bangalore

SHERI S. DHANRAJAN (*Alternate*)

Associated Apparel Pvt Ltd, Bombay

SHERI B. S. NARAYANA RAO

Directorate General of Technical Development,
 New Delhi

SHERI K. N. RANGA RAO (*Alternate*)

M. S. Patel & Co, Bombay

SHERI S. T. NOTANI

Madhu Fasteners Co, Bombay

SHERI M. R. RAMA RAO

The Clothing Manufacturers' Association,
 Bombay

SHERI M. R. SANTANI

British India Corporation, Kanpur

SHERI M. K. SANGHVI

Nylo Plast Industries Pvt Ltd, Bombay

SHERI M. M. SANGHVI (*Alternate*)

Director General, ISI (*Ex-officio Member*)

SHERI SHANTILAL L. SHAH

Director (Consr Prod)

Secretary

SHERI D. K. AGARWAL

Assistant Director (Consr Prod), ISI

(*Continued on page 2*)

INDIAN STANDARDS INSTITUTION
 MANAK BHAVAN, 9 BAHADUR SHAH ZAFAR MARG
 NEW DELHI 110002

(Continued from page 1)

Press Buttons, Snap Fasteners Buttons (Excluding Plastic Buttons)
and Hooks Subcommittee, CPDC 22:3

Convener

SHRI S. C. GHOSE

Members

SHRI R. R. GUPTA (Alternate to

Shri S. C. Ghose)

SHRI ANISUL REHMAN

MOHD FAZIL (Alternate)

SHRI K. K. BHARGAVA

SHRI R. BALAN (Alternate)

SHRI S. L. KHANNA

SHRI N. MANOHARAN

SHRI S. DHANRAJAN (Alternate)

SHRI T. MATHEW

SHRI L. KURESHI (Alternate)

Representing

Ministry of Defence (DGI)

A. T. Industries, Delhi

Asha Brothers Pvt Ltd, Bombay

Small Seale Industries, New Delhi

Needle Industries (India) Ltd, Nilgiris

Guest, Keen, Williams, Ltd, Bombay

Indian Standard

SPECIFICATION FOR SNAP FASTENERS (FOUR PIECES)

0. FOREWORD

0.1 This Indian Standard was adopted by the Indian Standards Institution on 28 August 1968, after the draft finalized by the Fasteners for Consumer Goods Sectional Committee had been approved by the Consumer Products Division Council.

0.2 Snap fasteners (four pieces) are generally used in heavy garments, wallets, leather and plastic goods and other similar equipment.

0.3 Various shapes and designs are prevalent for general purposes and an effort has been made in this standard to bring them under 3 types.

0.4 Pull test included in this specification is based on available data, and further investigations are in hand.

0.5 This standard contains clauses which call for agreement between the purchaser and the supplier and which permit the purchaser to use his option for selection to suit his requirements. The relevant clauses are 4.2 and 7.1.

0.6 For the purpose of deciding whether a particular requirement of this standard is complied with, the final value, observed or calculated, expressing the result of a test or analysis, shall be rounded off in accordance with IS:2-1960*. The number of significant places retained in the rounded off value should be the same as that of the specified value in this standard.

1. SCOPE

1.1 This standard covers the requirements of spring-type, cage-type and slit-type snap fasteners, each containing four pieces.

*Rules for rounding off numerical values (*revised*).

IS : 4741 - 1968

2. MATERIAL

2.1 The snap fasteners shall be manufactured from the following materials:

- a) Cold-rolled mild steel sheet, deep drawing quality, bright annealed or brass sheet conforming to Designation CuZn37 of IS : 410-1967*.
- b) Phosphor bronze wire conforming to Grade PBz3 of IS : 1385-1959†.

3. SHAPES AND DIMENSIONS

3.1 The shape and dimensions of the snap fasteners shall be as shown in Fig. 1 to 3.

4. MANUFACTURE, WORKMANSHIP AND FINISH

4.1 There shall be two portions of the fastener; one shall be male portion, while the other female portion. Each portion shall have two parts which shall be capable of assembling with the material to be fastened, kept in between, when pressed together.

4.2 All parts of the snap fastener shall be nickel-plated (the coating shall conform to grade B of IS : 1068-1958‡). The cap of the snap fastener shall either be covered by celluloid or plastics sheeting or lacquered or bronzed if required by the purchaser. The snap fastener made from brass may not be plated when agreed to between the purchaser and the supplier.

5. TESTS

5.1 The fastener after being properly clenched on the material shall be tested by opening and closing for 50 times. They shall not show any sign of damage or looseness after the completion of the test.

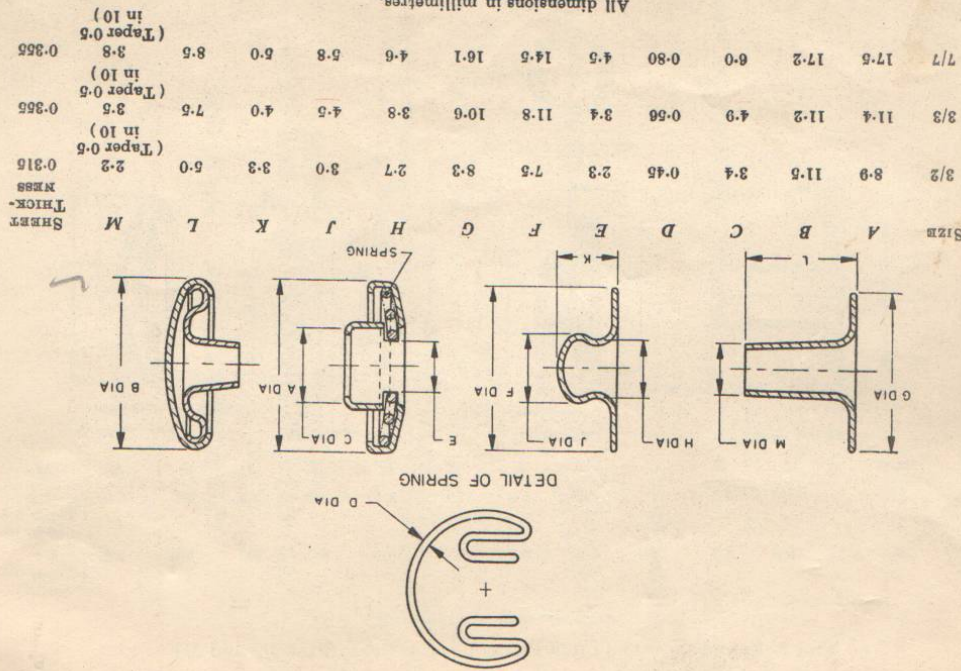
5.2 Pull Test — The male and female parts shall disengage when they are subjected to the pull as given below, applied along its centre line:

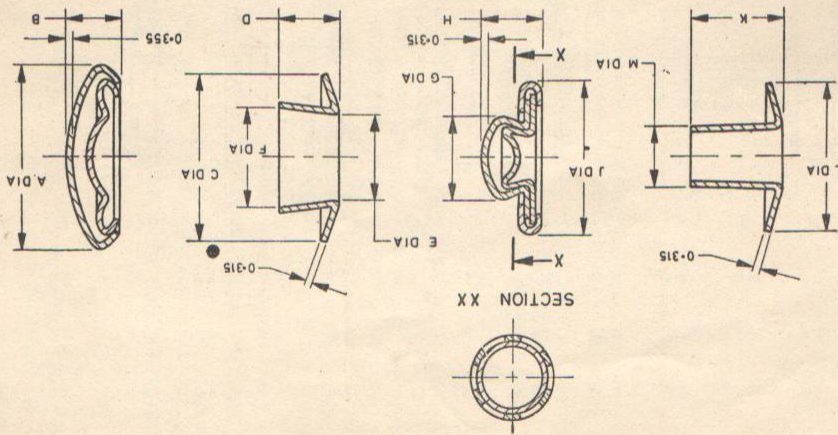
Type	Size	Pull kgf
Spring	7/7	6 ± 1
	3/3	2 ± 0.5
	3/2	1 ± 0.3
Cage	3/3	2 ± 0.5
	3/2	1 ± 0.3
Slit	3/2	1 ± 0.3

*Specification for rolled brass plate sheet, strip and foil (first revision).
 †Specification for phosphor bronze rods and bars, sheet and strip and wire.
 ‡Specification for copper, nickel and chromium electroplated coatings.

IS : 4741 - 1968

FIG. 1 SNAP FASTENER (FOUR PIECES), SPRING TYPE, SIZES 3/2, 3/3 and 7/7
 All dimensions in millimetres.





All dimensions in millimetres.

Size	A	B	C	D	E	F	G	H	J	K	L	M
3/2	11.0	3.5	9.1	3.5	4.0	5.0	4.1	3.7	7.3	4.0	8.0	4.0
(Taper 0.5 in 10)												
3/3	12.0	3.5	10.6	4.9	5.5	6.5	5.6	4.0	9.5	9.6	9.6	2.3
(Taper 0.5 in 10)												

FIG. 2 SNAP FASTENER (FOUR PIECES), CASE TYPE, SIZES 3/2 AND 3/3

AMENDMENT NO. 1 MAY 1973

TO

IS : 4741-1968 SPECIFICATION FOR SNAP FASTENERS (FOUR PIECES)

Addenda

(Page 6, Fig. 2, informal table) — Add the following matter under the respective column headings after size 3/3:

Size	A	B	C	D	E	F	G	H	J	K	L	M
7/7	17.5	4.0	15.0	5.5	7.0	8.1	7.1	6.0	12.0	7.0	13.0	4.5

(Taper 0.5 in 10)

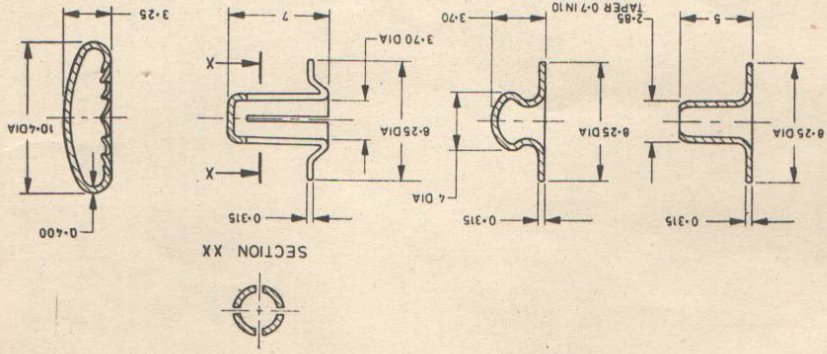
(Page 6, Fig. 2, caption) — Substitute 'Sizes 3/2, 3/3 AND 7/7', for 'Sizes 3/2 and 3/3'.

(CPDC 72)

Reproduced by Reprography Unit, ISI, New Delhi

FIG. 3 SNAP FASTENER (FOUR PIECES), SLIT TYPE, SIZE 3/2

All dimensions in millimetres.



IS : 4741 - 1968

6. MARKING

6.1 Each snap fastener shall be clearly and indelibly marked with the manufacturer's name or initials or trade-mark.

6.1.1 Each snap fastener may also be marked with the ISI Certification Mark.

NOTE — The use of the ISI Certification Mark is governed by the provisions of the Indian Standards Institution (Certification Marks) Act and the Rules and Regulations made thereunder. The ISI Mark on products covered by an Indian Standard conveys the assurance that they have been produced to comply with the requirements of that standard under a well-defined system of inspection, testing and quality control which is devised and supervised by ISI and operated by the producer. ISI marked products are also continuously checked by ISI for conformity to that standard as a further safeguard. Details of conditions under which a licence for the use of the ISI Certification Mark may be granted to manufacturers or processors, may be obtained from the Indian Standards Institution.

7. PACKING

7.1 The snap fasteners shall be packed in suitable boxes as agreed to between the purchaser and the supplier.

ISI
Reviewed on 22-12-88
Approved by Mr. G. S. Rao
TPO/ISI/1/17/88
Ref. No. ISI 4741-12-88