


	Specn No. ADRDE/SPECN/1983/11(b)		Revision no: Dated:
Prepared By: P K Mallik,  Scientist 'D', TGTE	Reviewed By:  Gaurav Singh Scientist 'E', TGTE	Issue: 01 Dated: 23/09/2016	Page 1 of 19

Government of India
Ministry of Defence

Specification
For
Nylon Webbing For Aerospace Purposes

Approved by



Director



Aerial Delivery Research and Development Establishment

Ministry of Defence

Post Box No. 51


Station Road

Agra Cantt - 282 001

Specn No. ADRDE/SPECN/1983/11(b)		Revision no: Dated:
Prepared By: P K Mallik, Scientist 'D', TGTE	Reviewed By: <i>Gaurav Singh</i> Gaurav Singh Scientist 'E', TGTE	Issue: 01 Dated: 23/09/2016 Page 2 of 19


RECORD OF AMENDMENTS

Amendment No.	Sub heading to which amendment pertains	Authority	Incorporated by Name & Rank in Block letters	Initials
Vty.No. 1: Webbing Nylon 51 mm				
1	<u>Appendix 'A'</u> For: Thickness: 0.52±0.04 Weave: 2/2 Twill Linear Density of Warp Yarn: 16x2 Linear Density of Weft Yarn: 5x2 Total No. of Ends: 271+1 Picks/cm: 15/16 Read: Thickness: 0.56, max Weave: 2/2 Herring Bone Twill Linear Density of Warp Yarn: 23.3x1 Linear Density of Weft Yarn: 23.3x1 Total No. of Ends: 416-420+1 Picks/cm:28-30 (2 picks/shed)	Director ADRDE	Head, TGTE	<i>Gaurav</i>
Vty.No. 2: Webbing Nylon 25.5 mm				
1	<u>Appendix 'A'</u> For: Thickness: 0.88±0.02 Weave: Zig Zag Twill Linear Density of Warp Yarn: 23x2 Linear Density of Weft Yarn: 23x2 Total No. of Ends: 213+4 Picks/cm: 15 Read: Thickness: 0.90, max Weave: 2/2 Zig Zag Twill (Fig 1) Linear Density of Warp Yarn: 93.3x1 Linear Density of Weft Yarn: 23.3x1 Total No. of Ends: 90+4 Picks/cm:28-30 (2 picks/shed)	Director ADRDE	Head, TGTE	<i>Gaurav</i>

	Specn No. ADRDE/SPECN/1983/11(b)		Revision no: Dated:
Prepared By: P K Mallik, Scientist 'D', TGTE	Reviewed By: <i>Gaurav Singh</i> Gaurav Singh Scientist 'E', TGTE	Issue: 01 Dated: 23/09/2016	Page 3 of 19


INDEX

<u>CONTENTS</u>	<u>PAGE No.</u>
COVER PAGE	1
RECORD OF AMENDMENTS	2
INDEX	3
0. FOREWORD	4
1. SCOPE	5
2. RELATED SPECIFICATIONS	5
3. REFERENCE STANDARD	6
4. MATERIAL	6
5. MANUFACTURE	6
6. FINISH	7
7. REQUIREMENTS	7
8. MARKING	9
9. QUALITY	9
10. PRE INSPECTION OF STORES/CONSIGNMENT	9
11. SAMPLING	10
12. CRITERIA FOR CONFORMITY	12
13. INSPECTION	12
14. WARRANTY	12
15. PACKAGING	13
16. DEFENCE STORES CATALOGUE NUMBER	14
17. SUGGESTION FOR IMPROVEMENT	14
18. APPENDIX 'A'	15
19. APPENDIX 'B'	16

	Specn No. ADRDE/SPECN/1983/11(b)		Revision no: Dated:
Prepared By: P K Mallik, Scientist 'D', TGTE	Reviewed By: Gaurav Singh Scientist 'E', TGTE	Issue: 01 Dated: 23/09/2016	Page 4 of 19

0. **FOREWORD**

- 0.0 This specification is revision of ADRDE/SPECN/1983/11(a) for Webbing Nylon Various Undyed.
- 0.1 This specification has been prepared by a special committee at ADRDE and approved by the Director, ADRDE, Agra
- 0.2 This specification would be used for manufacture inspection and procurement of Nylon Webbing against Defence requirements.
- 0.3 In case of any discrepancy between this specification and any sample or pattern, this specification shall be taken as correct.
- 0.4 Enquiries regarding this specification in relation to any contractual conditions should be addressed to the Inspection Authority named in tender or contract. Other enquiries will be referred to the issuing authority, Director, ADRDE, Agra.
- 0.5 Whenever a reference to any other specification occurs in this specification, it shall be taken as a reference to the latest version of that specification.
- 0.6 Copies of this specification can be obtained on payment from:
- i. The Director,
A.D.R. & D.E., P.B. No. 51, Station Road,
Agra Cantt. - 282 001
 - ii. Concerned Inspectors and Inspection Authority.

	Specn No. ADRDE/SPECN/1983/11(b)		Revision no: Dated:
Prepared By: P K Mallik, Scientist 'D', TGTE	Reviewed By: Gaurav Singh Scientist 'E', TGTE	Issue: 01 Dated: 23/09/2016	Page 5 of 19

0.7 IS specifications quoted in this specification may be obtained directly from B.I.S., Manak Bhawan, 9, Bahadur Shah Zafar Marg, New Delhi - 110 002 or its offices located in the country.


1. SCOPE

1.1 This specification covers the requirement of Nylon Webbing used in the manufacture of parachutes and other miscellaneous Aerial Delivery Equipments.

2. RELATED SPECIFICATIONS

2.1 Reference is made in this specification to:

- i. IS:2 Rules for rounding off numerical values
- ii. IS:6359 Methods for conditioning of textiles
- iii. IS:1954 Methods for determination of length and width of fabrics
- iv. IS:7702 Method for determination of thickness of woven and knitted fabrics.
- v. IS: 1963 Method for determination of threads per unit length in woven fabrics.
- vi. IS:4727 Method for determination of weight per meter (APPENDIX 'A')
- vii. IS:1969 Methods for determination of breaking load and elongation at break of woven textile fabrics.
- viii. IS:3442 Determination of crimp and count of yarn removed from fabric.
- ix. IS: 832 Method for determination of twist in yarn
- x. IS:1390 Method for determination of pH value of aqueous extracts of Textiles (cold method).

		Specn No. ADRDE/SPECN/1983/11(b)		Revision no: Dated:
Prepared By: P K Mallik, Scientist 'D', TGTE	Reviewed By: Gaurav Singh Scientist 'E', TGTE	Issue: 01 Dated: 23/09/2016	Page 6 of 19	

- xi. IS:7151 Specification for corrugated fibre board boxes for para dropping of supplies.
- xii. IS: 9738 Polythene bags.
- xiii. IS: 5762 Method for determination of melting temperature/range
- xiv. IS: 2454 Method for determination of colour fastness of textile material to artificial light (xenon arc)
- xv. IS: 687 Method for determination of colour fastness of textile material to washing: Test 1
- 2.2 All specifications referred to in this specification for any tender or contract, shall mean the current edition on the date of such tender or contract.

3. REFERENCE STANDARD


- 3.1 The standard of the webbings, held by ADRDE, Agra Cantt, shall constitute the reference standard as regards any particulars of properties not noted/defined in this specification.

4. MATERIAL

- 4.1 The basic material shall be bright, high tenacity, multifilament Nylon 6 or 66 yarns. The final ply of the warp and weft yarns should have a minimum 100 tpm. One spool of about 200 meters of the basic yarn material along with its test results should be supplied by the firm for testing/approval before starting the production of Advance sample (Ref. Clause 5.2)

5. MANUFACTURE

- 5.1 Nylon yarn used in the manufacture of the webbing shall be of Du Pont or its equivalent standard manufactures' product that will ensure the compliance of the webbing with the requirement of this standard.

	Specn No. ADRDE/SPECN/1983/11(b)		Revision no: Dated:
Prepared By: P K Mallik, <i>Malik</i> Scientist 'D', TGTE	Reviewed By: <i>Gaurav Singh</i> Gaurav Singh Scientist 'E', TGTE	Issue: 01 Dated: 23/09/2016	Page 7 of 19

5.2 The webbings shall be evenly woven under suitable tension. The edges of webbings shall be firm and regular. The tension given to the yarn during weaving shall be intimated along with the processing/manufacturing details. **A piece of ten metres sample along with the test results shall be forwarded as an advance sample for approval.**

5.3 The webbings shall not be more than one year old from the date of manufacture to the date of delivery. A certificate to this effect shall be provided by the manufacturer/contractor at the time of delivery.

6. FINISH


6.1 The webbing shall be suitably heat set (if required) under already approved conditions of temperature, pressure and time. The supplier should primarily get approved the sequence of processes to achieve the specified properties.

6.2 The webbings shall have minimum weaving defects. The webbing when laid on a flat even surface shall be in a straight line without application of any tension. For detail classification of defects, appendix 'B' of this specification may be consulted.

7. REQUIREMENTS

7.1 The webbings shall conform to the particulars given in appendix 'A', when tested in accordance with the methods mentioned in related specifications under clause 2.

7.2 Weave: The weave shall be 2/2 zig zag twill as shown in Fig. 1.

	Specn No. ADRDE/SPECN/1983/11(b)	Revision no: Dated:
Prepared By: P K Mallik, Scientist 'D', TGTE	Reviewed By: <i>Gaurav Singh</i> Gaurav Singh Scientist 'E', TGTE	Issue: 01 Dated: 23/09/2016
		Page 8 of 19


		X	X			X	X			X	X			X			
	X	X			X	X				X	X			X	X		
X	X			X	X			X			X	X			X	X	
X			X	X			X	X	X			X	X			X	X
		X	X			X	X			X	X			X	X		X
	X	X			X	X				X	X			X	X		
X	X			X	X			X			X	X			X	X	
X			X	X			X	X	X			X	X			X	X
		X	X			X	X			X	X			X	X		X
	X	X			X	X				X	X			X	X		
X	X			X	X			X			X	X			X	X	
X			X	X			X	X	X			X	X			X	X
		X	X			X	X			X	X			X	X		X
	X	X			X	X				X	X			X	X		
X	X			X	X			X			X	X			X	X	
X			X	X			X	X	X			X	X			X	X

← A →

A x 5 repeats in full width of tape
Repeat: 18 ends x 4 ends
Total ends: 90+4 (red at the centre)

Fig. 1 Zig Zag Twill Weave, 2/2

- 7.3 pH Value : pH value of the finished webbing shall be within the range of 6.0 to 8.5, when tested as per IS 1390.
- 7.4 Colour fastness to light: Colour fastness to light of the finished webbing shall be 5 or better when tested as IS 686 or 2454.
- 7.5 Colour fastness to washing: Colour fastness to washing of the finished webbing shall be 4 or better when tested as per IS 687.
- 7.6 Melting Point: The melting point of nylon yarn used in the manufacture of the webbings shall not be less than 215°C for nylon 6 and 247°C for nylon 66.

	Specn No. ADRDE/SPECN/1983/11(b)		Revision no: Dated:
Prepared By: P K Mallik, Scientist 'D', TGTE	Reviewed By: <i>Gaurav Singh</i> Gaurav Singh Scientist 'E', TGTE	Issue: 01 Dated: 23/09/2016	Page 9 of 19

7.7 Scaled Sample: If, in order to illustrate or specify the un-measurable characteristics like general appearance, feel, etc of the webbings, sample has been agreed upon and sealed, the supply shall be in conformity with the sample in such respects.

7.7.1 The custody of the sealed sample shall be a matter of prior agreement between the buyer and the seller.

8. **MARKING**




8.1 Each piece, prior to being offered for inspection, shall legibly be marked by the supplier with his name, initials or recognized trade mark, the year of manufacture, brief nomenclature, DS Cat. number of the store and length of the piece along with the number of flags contained in the piece.

9. **QUALITY**

9.1 On examination of sample taken from any portion of consignment, shall show that the webbing conforms to the requirements of clause 7 above.

10. **PRE-INSEPTION OF STORES/CONSIGNMNET**

10.1 Manufacturers / contractors must satisfy themselves that the stores are in accordance with the terms of the contract and fully conform to the required specification by carrying out a thorough pre-inspection of each lot before actually tendering the same for inspection to the inspecting officer nominated under the terms of the contract. A declaration by the contractor that necessary pre-inspection has been carried out on the stores tendered, will be submitted along with the challan. The declaration will also indicate the method followed in carrying out pre-inspection showing

	Specn No. ADRDE/SPECN/1983/11(b)	Revision no: Dated:
Prepared By: P K Mallik,  Scientist 'D', TGTE	Reviewed By:  Gaurav Singh Scientist 'E', TGTE	Issue: 01 Dated: 23/09/2016
		Page 10 of 19

the features checked/tested and will have the test certificate attached to the challan/declaration.

10.2 If the Inspecting Officer finds that pre-inspection of the consignment as required above has not been carried out, the consignment is liable for rejection.


11. **SAMPLING**

11.1 The manufacturer / supplier shall tender stores duly numbered and arranged in such a way that all the units are easily accessible to the Inspector.

11.2 The samples shall be drawn lot wise for carrying out tests specified in this specification. Unless otherwise agreed to between the buyer and the seller, the lot shall be defined under respective sampling plans as detailed below. The webbing shall be in continuous length without joints of not less than 100 m or its multiple or as agreed between the buyer and the seller. However, shorter cuts may be allowed in accordance with the following schedule or as agreed between the buyer and the seller:-
90 % of the total supply in length of 100 m
10 % of the total supply in length of 50 m or above

11.3 **SAMPLING PLAN 'A'**

11.3.1 **LOT** - The total length of the webbing manufactured from same type of yarn purchased from the same supplier/ manufacturer and of same weave and finish, delivered to a buyer against one dispatch note shall constitute a lot.

	Specn No. ADRDE/SPECN/1983/11(b)		Revision no: Dated:
Prepared By: P K Mallik, Scientist 'D', TGTE	Reviewed By: <i>Gaurav Singh</i> Gaurav Singh Scientist 'E', TGTE	Issue: 01 Dated: 23/09/2016	Page 11 of 19

11.3.2 Each roll of the lot shall be measured for its length.

11.3.3 One sample of three metre length and of full width shall be drawn from each roll of the lot for carrying out the **Breaking load and Extension at break**

11.4 **SAMPLING PLAN 'B'**

11.4.1 LOT - All the rolls of webbing manufactured from same type of yarn purchased from the same supplier / manufacturer and of same weave and finish, delivered to a buyer against one despatch note shall constitute a lot.

11.4.2 Five samples or 10 % of the lot, whichever is more, shall be drawn for the following tests. Each sample shall be of five metre length and of full width:

- a) Width
- b) Thickness
- c) Mass


Note: According to requirement / importance can be changed / modified test parameters

11.5 **SAMPLING PLAN 'C'**

11.5.1 LOT - The quantity of webbing manufactured from the same type of yarn purchased from the same supplier / manufacturer and of the same weave and finish, delivered to a buyer against one dispatch note shall constitute a lot.

11.5.2 Two samples or 2 % of the lot, whichever is more, should be drawn for the following tests; one sample of two metre length and of full width shall be drawn from each roll:

- a) Weave
- b) No. of threads/dm (warp & weft)

	Specn No. ADRDE/SPECN/1983/11(b)		Revision no: Dated:
Prepared By: P K Mallik, Scientist 'D', TGTE	Reviewed By: Gaurav Singh Scientist 'E', TGTE	Issue: 01 Dated: 23/09/2016	Page 12 of 19

- c) Linear density of yarn
- d) pH value
- e) Type of basic material
- f) Twist of yarn
- g) Melting point of yarn

Note: According to requirement / importance can be changed / modified test parameters

12 CRITERIA FOR CONFORMITY


12.1 All the sample units drawn as per clause 11.2 above shall be tested/examined to the relevant requirement / specification. The lot shall be considered to be in conformity if the requirements given in clause 7 are satisfied.

13 INSPECTION

13.1 If, on examination, 20 percent of those examined, are found not to conform to this specification in any respect, the whole consignment may be rejected.

14. WARRANTY

14.1 The stores supplied, shall be deemed to bear a warranty of the contractor against defective material, poor workmanship and performance for a period of twelve months from the date of receipt of the stores at consignee's depot.

	Specn No. ADRDE/SPECN/1983/11(b)		Revision no: Dated:
Prepared By: P K Mallik, <i>[Signature]</i> Scientist 'D', TGTE	Reviewed By: <i>Gaurav Singh</i> Gaurav Singh Scientist 'E', TGTE	Issue: 01 Dated: 23/09/2016	Page 13 of 19

14.2 If, during the period, the stores supplied are found by the consignee to be defective, the same shall be replaced immediately with serviceable stores by the contractor at site, free of any charge or cost.


15. **PACKAGING**

15.1 Each roll / piece shall be wrapped with polythene bag as per IS: 9738 and secured by line cotton (0.32 cm) to form a unit pack. Suitable number of such unit packs shall then be wrapped with paper craft wrapping and placed in corrugated fibre board box as per IS 7151 of suitable size provided with line water proof bag. The gross mass of the box shall not exceed 40 kg. The empty spaces if any shall be filled in with cushioning material to prevent any movement of the contents inside the corrugated fibre board box and the top lid of box shall be properly fixed with adhesive webbing. The box packing shall be made secured by fastening with suitable webbings/cords.

15.2 Packing material used, should be approved by Inspecting Officer. If ordered for delivery to a local inspection depot, the store shall be delivered in the same fashion as stated above in cl no. 15.1. After inspection, the accepted supplies shall be packed by the inspection depot concerned as indicated in para. 15.1 above.

15.3 Before despatch, each box of corrugated fibre board packing shall be legibly and indelibly marked, showing following details:

- a) Nomenclature and D S Cat number.
- b) Quantity packed in each corrugated fibre board box.
- c) Serial no. of the corrugated fibre board box.
- d) Month and year of packing.
- e) Name and trade mark of the manufacturer.

	Specn No. ADRDE/SPECN/1983/11(b)		Revision no: Dated:
Prepared By: P K Mallik, <i>PKM</i> Scientist 'D', TGTE	Reviewed By: Gaurav Singh <i>Gaurav Singh</i> Scientist 'E', TGTE	Issue: 01 Dated: 23/09/2016	Page 14 of 19

- f) Gross mass of each corrugated fibre board box in Kg.
- g) Name and address of the consignee.
- h) Inspection Note number and date.

16. **DEFENCE STORES CATALOGUE NUMBER**

16.1 Not yet allotted.

17. **SUGGESTION FOR IMPROVEMENT**


17.1 Any suggestion for improvement of this document may be forwarded to the Director, ADRDE, Agra Cantt - 282 001.

Specn No. ADRDE/SPECN/1983/11(b)		Revision no: Dated:
Prepared By: P K Mallik, Scientist 'D', TGTE	Reviewed By: <i>Gaurav Singh</i> Gaurav Singh Scientist 'E', TGTE	Issue: 01 Dated: 23/09/2016 Page 15 of 19

APPENDIX 'A'

Vty. No.	Width, mm	Thickness, under 200g/cm ² pressure, max mm	Mass, max, g/m	Breaking Load, min, N	Extension at Break, min, %	Weave	Nominal Linear Density of Yarn, Tex (±10%)		Total No. of Ends	Pick/cm (2 picks/shed)	Twist in Yarn, TPM (Turns/metre)
							Warp	Weft			
(1)	(3)	(4)	(5)	(6)	(7)	(8)	(9)	(10)	(11)	(12)	(13)
1	51+2 -0	0.56 <i>0.52 ± 0.04</i>	15 ✓	4710 ✓	18	2/2 Herring Bone Twill	23.3x1 <i>1x2</i>	23.3x1 <i>5x2</i>	416-420+ 1(Red at the centre) Two ends working as one <i>21+1</i>	28-30 <i>15/16</i>	100±10
2	25.5±0.5	0.90 <i>0.88 ± 0.04</i>	13 ✓	4900 ✓	18	2/2 Zig Zag Twill (as shown in Fig. 1)	93.3x1 <i>23x2</i>	23.3x1	90+ 4(Red at the centre) <i>21+1</i>	28-30 <i>15</i>	100±10
3	14±1	2.55	22.5	10790	18	2/2 Tubular Twill	93.3x1	46.6x1	196+ 1(Red at the centre)	14-16	100±10
4	14±1	1.7	15	6670	18	Tubular Plain	93.3x1	93.3x1	120+ 1(Green at the centre)	8-10	100±10

Note: In case of dyed webbing, (+) 5% relaxation shall be allowed in mass and extension at break.

	Specn No. ADRDE/SPECN/1983/11(b)		Revision no: Dated:
Prepared By: P K Mallik, Scientist 'D', TGTE	Reviewed By: <i>Gaurav Singh</i> Gaurav Singh Scientist 'E', TGTE	Issue: 01 Dated: 23/09/2016	Page 16 of 19


APPENDIX 'B' (Page 1/4)

CLASSIFICATION OF DEFECTS

1. The following defects found in metre by metre examination are classified as major / minor.


a) **Major defects detectable visually during inspection**

Defects	Description	Major
Abrasion	Abrasion resulting in broken filaments, rupture of individual yarn and distortion in the orientation of threads	X
Broken and missing threads (ends/picks)	Two or more, regardless of length	X
Coarse or light filling bar	Extending for more than 13 mm in the length direction or more than 50 % of width resulting in visible differences in thickness	X
Floats or skips	Single float or skip over 1 cm or more in length	X
	Contiguous float, the sequence of which measures 0.5 cm or more in length Any multiple float 5 mm square or more	X

	Specn No. ADRDE/SPECN/1983/11(b)		Revision no: Dated:
Prepared By: P K Mallik, Scientist 'D', TGTE	Reviewed By: Gaurav Singh Scientist 'E', TGTE	Issue: 01 Dated: 23/09/2016	Page 17 of 19

APPENDIX 'B' (Page 2/4)

Jerked- In filling	Any jerked-in filling occurring 4 times within 25 cm	X
Edge cut, torn or frayed	Complete separation of one or more yarns within 3 mm of the edge or at any adjoining point	X
Mispick or double pick	Two or more additional picks across full width	X
Slack end	Two or more for a minimum of 13 mm in length	X
Loose, Irregular and uneven selvedges	Clearly noticeable waviness along selvedge edge when no tension is on selvedge	X
Selvedge tight	Any clearly noticeable roll of edge or edges when tension is released.	X
Spot, stain	Single thread 40 cm or more in length	X
	Double threads 20 cm or more in length	X
	Over two threads 12 cm or more in length or clearly noticeable area more than 6 mm ² , whichever is greater	X

	Specn No. ADRDE/SPECN/1983/11(b)		Revision no:
			Dated:
Prepared By: P K Mallik, Scientist 'D', TGTE	Reviewed By: Gaurav Singh Scientist 'E', TGTE	Issue: 01 Dated: 23/09/2016	Page 18 of 19

APPENDIX 'B' (Page 3/4)

Slubs	More than 5 over 1 cm in length	X
or		
strip	Two to five over 2 cm in length	X
back*	One over 5 cm in length	X
Smash	Any smash	X
Wrong draw	Extending for more than 25 cm	X

* A strip back is defined as a broken filament(s) wrapped around the remaining yarns forming an enlarged area resembling a slub.

b) Minor defects detectable visually during inspection


The classification of the defects defined under clause(a) above, may be considered minor, if it exists to a lesser degree than that given under the column 'Description'.

2. Acceptance of rolls with defects

2.1 Each roll shall be visually examined for defects as described in a) and b) above. No roll shall contain more than 5 major defects per 100 m or 18 minor defects per 100 m. For this purpose, all the rolls shall be visually examined metre by metre and the defects classified in accordance with a) and b) of Appendix 'B'. The unit of product for examination, shall be one linear metre. For each unit of product, the defects shall be counted as follow:

- i) One major defect and one minor defect shall be counted as one major defect.
- ii) Three or more minor defects shall be counted as one major defect.
- iii) A continuous major defect shall be counted as one major defect for each unit of product or fraction thereof in which it occurs.

2.3 Each major defect shall be flagged by a red string sewn in the selvedge. Each minor defect shall be flagged by a blue string sewn in the selvedge. Three or

	Specn No. ADRDE/SPECN/1983/11(b)		Revision no: Dated:
Prepared By: P K Mallik, Scientist 'D', TGTE	Reviewed By: Gaurav Singh Scientist 'E', TGTE	Issue: 01 Dated: 23/09/2016	Page 19 of 19

APPENDIX 'B' (Page 4/4)

more minor defects occurring per linear meter shall be flagged by a red string sewn in the selvedge.

- 2.4 An allowance of 50 cm shall be claimed for each major defect flagged except for continuous defects which shall be given an allowance of one meter for each meter in which it occurs. An allowance of 16 cm shall be claimed for each minor defect flagged.