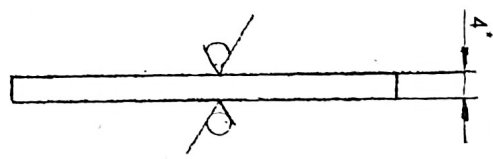
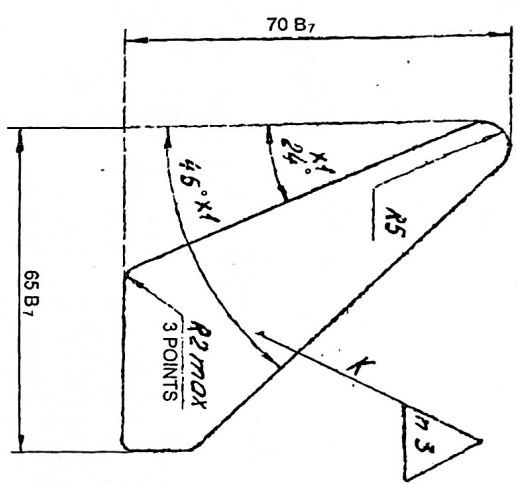
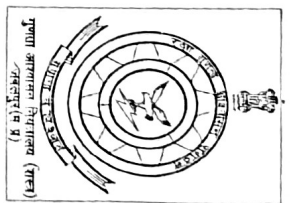


PART NO.
2A42.05.006

Rz320
A/W



1. *Reference, size,
2. *1. Ensure sizes by tools.
3. Joint edges to R20.5 mm.
4. Stamp.

QM CONTROLLED COPY

**CERTIFIED CORRECT COPY
OF APPROVED DRAWINGS
AT THIS DATE**

Design & Drawing Office
Ordnance Factory,

MATL:-
B-NB-4 GOST 19903-74
SHEET 30 X T C A-3-a, GOST 11269-76
INDIGENOUS MATL:-
30 HS. BS-1449 Pt 1-83, COMPONENT REQUIRED
TO BE HEAT TREATED TO HRC 34-40.5

DRAWN:-		CHD:-		ASSY DRG:-	
SCANNED:- MK		CHD:- <input checked="" type="checkbox"/>		DATE:-	
DATE: 17-8-06		AHSP		SCALE: 1:1	
AUTHORITY: AMENDMENTS		DO		ESTD mass:- 30 g	
ZONE:		FOR CQA(W)		DESIGN NO.	
SIG. DO		MATERIAL: AS ABOVE		DESIGN NO.	
SIG. AHSP		PROTECTIVE FINISH:-		PART NO.	
PREV DC Nos: 16407-W, 16975-W, 18174-W, 18193-W & 18845-W DT 13-1-04				2A42.05.006	
DRG SEALED:- 18174-W DT: 22-09-95				DS CAT No.	
DO CQA(W)					



CQA(W), JABALPUR

STOP रकत