

Wire ball bearing

Type series MVE (metric series) with grinded raceways

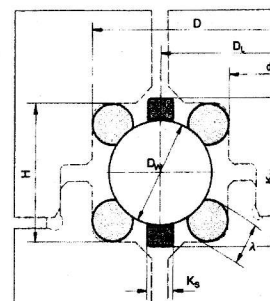



Table of dimensions [Dimensions in mm]

KMF-type 1)	Ball Dw		Wire Ø λ	Range of use Running circle Ø		Bearing dimensions			Cage dimensions		
		(inch)		D _L min.	D _L max.	d	D	H	K _H	K _S	K _T
MVE 10	8		3	150	1500	D _L - 10	D _L + 10	10	10,6	2,0	12,0
MVE 15	11		5	250	1500	D _L - 15	D _L + 15	15	13,7	2,5	14,0
MVE 20	16		6	300	1500	D _L - 20	D _L + 20	20	20,0	3,5	20,0
MVE 25	20		7	350	1500	D _L - 25	D _L + 25	25	24,2	3,5	25,0

1) Other dimensions on request

K_T = ball division

Wire ball bearing

Type series ZVE (english series) with grinded raceways



Table of dimensions [Dimensions in mm]

KMF-type 1)	Ball Dw		Wire Ø λ	Range of use Running circle Ø		Bearing dimensions			Cage dimensions		
		(inch)		D _L min.	D _L max.	d	D	H	K _H	K _S	K _T
ZVEC	8		3	150	1500	D _L - 9,525	D _L + 9,525	9,525	10,6	2,0	12,0
ZVED	9,525	3/8	4	150	1500	D _L - 12,700	D _L + 12,700	12,700	12,6	2,5	12,0
ZVEF	16		5	250	1500	D _L - 19,050	D _L + 19,050	19,050	20,0	3,5	20,0
ZVEG	20		7	350	1500	D _L - 25,400	D _L + 25,400	25,400	24,2	3,5	25,0

1) Other dimensions on request

K_T = ball division

Description of shape, material, temperature and play in bearing see page 4 and 5.

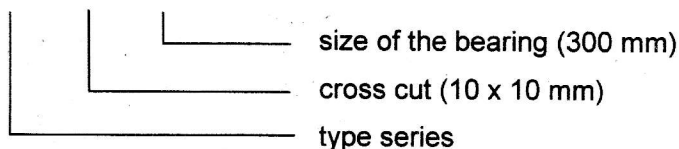
Example of order

Wire ball bearing – units type MVE 10 0300

Description :

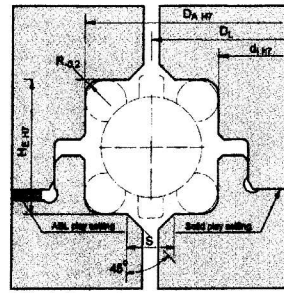

MVE 10 0300

Quantity: 20 off



Wire ball bearing

Type series MVE (metric preferred series) with grinded raceways



Fitted dimensions

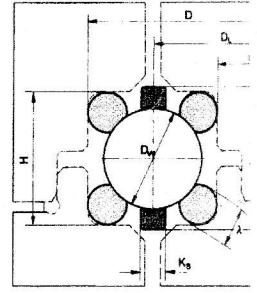


Table of dimensions [Dimensions in mm]

KMF-type 1)	Bearing dimensions				Load capacity		Weight kg	KMF-type 1)	Bearing dimensions				Load capacity		Weight kg
	d	D	D _L	H	dyn. C [kN]	stat. C ₀ [kN]			d	D	D _L	H	dyn. C [kN]	Stat. C ₀ [kN]	
MVE 10 0150	140	160	150	10	15,2	46,5	0,19	MVE 20 0300	280	320	300	20	53,3	219,0	0,10
MVE 10 0200	190	210	200	10	17,5	62,0	0,25	MVE 20 0350	330	370	350	20	57,6	255,5	0,12
MVE 10 0250	240	260	250	10	19,6	77,5	0,32	MVE 20 0400	380	420	400	20	61,6	292,0	0,14
MVE 10 0300	290	310	300	10	21,5	93,0	0,38	MVE 20 0450	430	470	450	20	65,3	328,5	0,16
MVE 10 0350	340	360	350	10	23,2	108,5	0,44	MVE 20 0500	480	520	500	20	68,9	365,0	0,17
MVE 10 0400	390	410	400	10	24,8	124,0	0,51	MVE 20 0550	530	570	550	20	72,2	401,5	0,19
MVE 10 0450	440	460	450	10	26,3	139,5	0,57	MVE 20 0600	580	620	600	20	75,4	438,0	0,21
MVE 10 0500	490	510	500	10	27,7	155,0	0,63	MVE 20 0650	630	670	650	20	78,5	474,5	0,23
MVE 10 0550	540	560	550	10	29,1	170,5	0,70	MVE 20 0700	680	720	700	20	81,5	511,0	0,24
MVE 10 0600	590	610	600	10	30,4	186,0	0,76	MVE 20 0750	730	770	750	20	84,3	547,5	0,26
MVE 10 0650	640	660	650	10	31,6	201,5	0,82	MVE 20 0800	780	820	800	20	87,1	584,0	0,28
MVE 10 0700	690	710	700	10	32,8	217,0	0,89	MVE 20 0850	830	870	850	20	89,8	620,5	0,29
MVE 10 0750	740	760	750	10	34,0	232,5	0,95	MVE 20 0900	880	920	900	20	92,4	657,0	0,31
MVE 10 0800	790	810	800	10	35,1	248,0	1,01	MVE 20 0950	930	970	950	20	94,9	693,5	0,33
MVE 10 0850	840	860	850	10	36,2	263,5	1,08	MVE 20 1000	980	1020	1000	20	97,4	730,0	0,35
MVE 10 0900	890	910	900	10	37,2	279,0	1,14	MVE 20 1050	1030	1070	1050	20	99,8	766,5	0,37
MVE 15 0250	235	265	250	15	26,9	90,0	0,58	MVE 25 0350	325	375	350	25	78,8	301,0	2,82
MVE 15 0300	285	315	300	15	29,4	108,0	0,70	MVE 25 0400	375	425	400	25	84,2	344,0	3,22
MVE 15 0350	335	365	350	15	31,8	126,0	0,81	MVE 25 0450	425	475	450	25	89,3	387,0	3,63
MVE 15 0400	385	415	400	15	34,0	144,0	0,93	MVE 25 0500	475	525	500	25	94,1	430,0	4,03
MVE 15 0450	435	465	450	15	36,1	162,0	1,04	MVE 25 0550	525	575	550	25	98,7	473,0	4,43
MVE 15 0500	485	515	500	15	38,0	180,0	1,16	MVE 25 0600	575	625	600	25	103,1	516,0	4,83
MVE 15 0550	535	565	550	15	39,9	198,0	1,28	MVE 25 0650	625	675	650	25	107,3	559,0	5,24
MVE 15 0600	585	615	600	15	41,6	216,0	1,40	MVE 25 0700	675	725	700	25	111,4	602,0	5,64
MVE 15 0650	635	665	650	15	43,3	234,0	1,51	MVE 25 0750	725	775	750	25	115,3	645,0	6,04
MVE 15 0700	685	715	700	15	45,0	252,0	1,63	MVE 25 0800	775	825	800	25	119,1	688,0	6,45
MVE 15 0750	735	765	750	15	46,6	270,0	1,74	MVE 25 0850	825	875	850	25	122,7	731,0	6,85
MVE 15 0800	785	815	800	15	48,1	288,0	1,86	MVE 25 0900	875	925	900	25	126,3	774,0	7,25
MVE 15 0850	835	865	850	15	49,6	306,0	1,98	MVE 25 0950	925	975	950	25	129,8	817,0	7,65
MVE 15 0900	885	915	900	15	51,0	324,0	2,09	MVE 25 1000	975	1025	1000	25	133,1	860,0	8,06
MVE 15 0950	935	965	950	15	52,3	342,0	2,21	MVE 25 1050	1025	1075	1050	25	136,4	903,0	8,46
MVE 15 1000	985	1015	1000	15	53,8	360,0	2,33	MVE 25 1100	1075	1125	1100	25	139,6	946,0	8,86

1) Other dimensions on request

Handwritten signature: J. J. J. Hos / Sacog