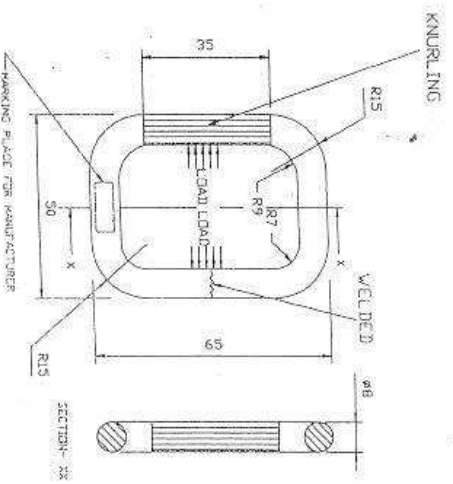


LATEST COPY

SHEET 1 OF 2



ITEM NO.	DESCRIPTION	QTY.
1	BUCKLE FOR STRAP 3" x LONG	2
2	BUCKLE FOR STRAP 5" x LONG SINGLE LAYERS	2
3	BUCKLE FOR TYING STRAP 2 1/2" x LONG	2

ITEM LIST

REVISION	DATE	ZONE AUTHORITY	DESCRIPTION

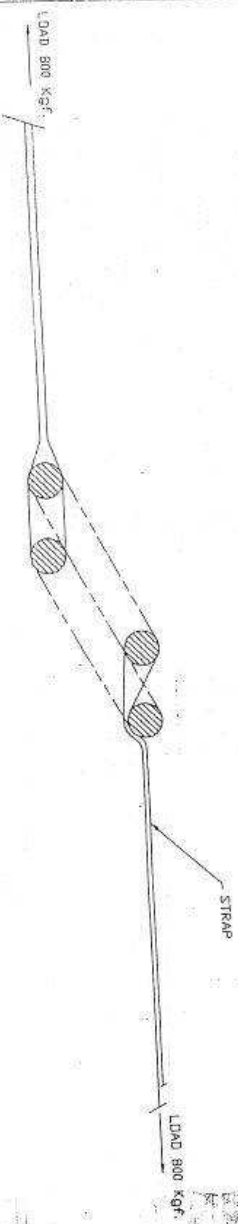
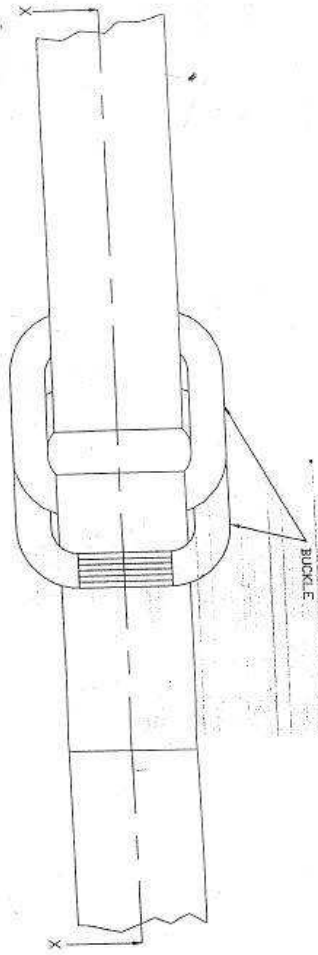
SCALE: 1/4" = 1"	QTY: 2
DIMENSIONS IN IN.	
TOL: AS ABOVE	
MATERIAL: AS ABOVE	
FINISH: AS ABOVE	
HEAT TREATMENT: AS ABOVE	

BUCKLE A,B,C
(HD SYSTEM FOR AN-32 A/C)

APPROVED: *[Signature]*
DATE: 11/15/99

MATERIALS- ALLOY STEEL 709 H-4000-(9) OR 817 W-40 EN-241 OR EN-29 TO BS979
HARDNESS- 31-37S BHN
WORKMANSHIP- 1- JOINTS SHALL BE SOUNDLY WELDED & FINISH SMOOTH & X
 2- THE FINISHED COMPONENT SHALL BE FREE FROM PITS, CRACKS, TOE WARE & OTHER SURFACE DEFECTS
FINISH- GANISH PLATED TO A MINIMUM THICKNESS OF 0.0004" & CORROSE PASSIVATED TO SPECIFICATION 130572-1986 GRADE 3 & CLASSIFICATION FV/CD-12 CA
TOLERANCE - AS PER ISSUE PART-13 1999, UNLESS OTHERWISE SPECIFIED
PROOF LOAD- AS PER SHEET 2 OF 2
PACKING- EACH BUCKLE ALONG WITH A LABEL SHOWING NONCOMPLIANCE OR STOCK LOT PART NO. SHALL BE PACKED & SEALED IN POLYETHYLENE BAG OF SUITABLE SIZE & 50 SUCH BAGS SHALL BE PLACED IN A SUITABLE CARTON DULY LINED WITH WATER PROOF PAPER EACH CARTON SHALL BE INDENTLY MARKED WITH ADDRESS OF CONSIGNEE/CONSIGNEOR.

WELDING-
 1. ALL JOINTS ARE TO BE WELDED WITH ELECTRODE CONFIRMING TO THE ISSUES 885, 858, 859, 876, 877 & 878 (MODIFIED 1994) OR EQUIVALENT
 2. ALL WELD JOINTS TO BE CHECKED WITH DYE PENETRATOR TEST METHOD WITH UV ILLUMINATION (AS PER 1306099)



PROOF LOAD:- 800 kgf TO BE APPLIED AS SHOWN IN THIS DRG USING TWO BUCKLES

SCALE:- 1:1	QTY:- 2	A. D. R. D. E. AGRA	1991	SX SHARMA
DIMENSIONS IN mm		GROUP:- HRS	CMD	J. E. SUTTA
TOL:-				
MATERIAL:-				
FINISH:-				
HEAT TREATMENT:-				
BUCKLE A.B.C (PROOF LOAD TESTING METHOD) (HD SYSTEM FOR AN-32A/C)				
APPROVED		[Signature] PROJECT ENGINEER		
[Signature] PROJECT MGR/MIR				

REF NO	DATE	ZONE	AUTHORITY

BRIEF RECORD

DWG HEAD