THIS DOCUMENT AND THE INFORMATION CONTAINED IN IT ARE PROPRIETARY AND CONFIDENTIAL TO OFT. NO PERSON OR ENTITY IS ALLOWED TO COPY, REPRINT, REPRODUCE OR PUBLISH ANY PART OF THIS DOCUMENT, NOR DISCLOSE ITS CONTENTS TO OTHERS, NOR MAKE ANY USE OF IT, NOR ALLOW OR ASSIST OTHERS TO MAKE ANY USE OF IT UNLESS BY THE PRIOR WRITTEN EXPRESS AUTHORIZATION OF OFT AND THEN ONLY TO THE EXTENT AUTHORIZED.
COPYRIGHT-OFT.

SHEET REV STATUS
ALL SHEETS ARE THE SAME REVISION

REVISION RECORD

REV	ECO	DESCRIPTION		DATE	APVD
02			Freeze	28-Nov-13	
03			Freeze	30-Dec-13	
04			Restricted	23-Jul-14	L. Goldshtein
05	VY174/00		Restricted	02-Jun-15	D. Nave
--	T00065	Identical To Previous	Released	09-Apr-18	L. Goldshtein

NOTES:
1. INTERPRET THIS DRAWING IAW ASME Y14.100M.
2. MATERIAL: SEE F/N 1 (HARDENED ALLOY STEEL - FOR REFERENCE ONLY).
3. UNLESS OTHERWISE SPECIFIED, UNDEFINED MACHINED FILLET RADII SHALL BE 0.2...0.3.
4. DEBURR AND REMOVE SHARP EDGES, APPROX. 0.3X45 Deg.
5. GENERAL TOLERANCES ACCORDING TO ISO 2768-m.
6. QUALITY ASSURANCE PROVISIONS:
   6.1. QUALITY ASSURANCE PROVISIONS FOR THIS ITEM PER RDMQD00012P.
7. PARENTHETICAL FIGURES ARE FOR REFERENCE ONLY.
8. PACKAGING AND PACKING:
   THE FINISHED PART SHALL BE PRESERVED AND PACKAGED IN ACCORDANCE WITH MANUFACTURER'S BEST COMMERCIAL PRACTICE.
9. IDENTIFY PER MIL-STD-130 PARA 4.1.B, BY LABELING ITS CONTAINER WITH THE PART NUMBER. CHARACTERS MINIMUM TEXT HEIGHT 1.25 MM.

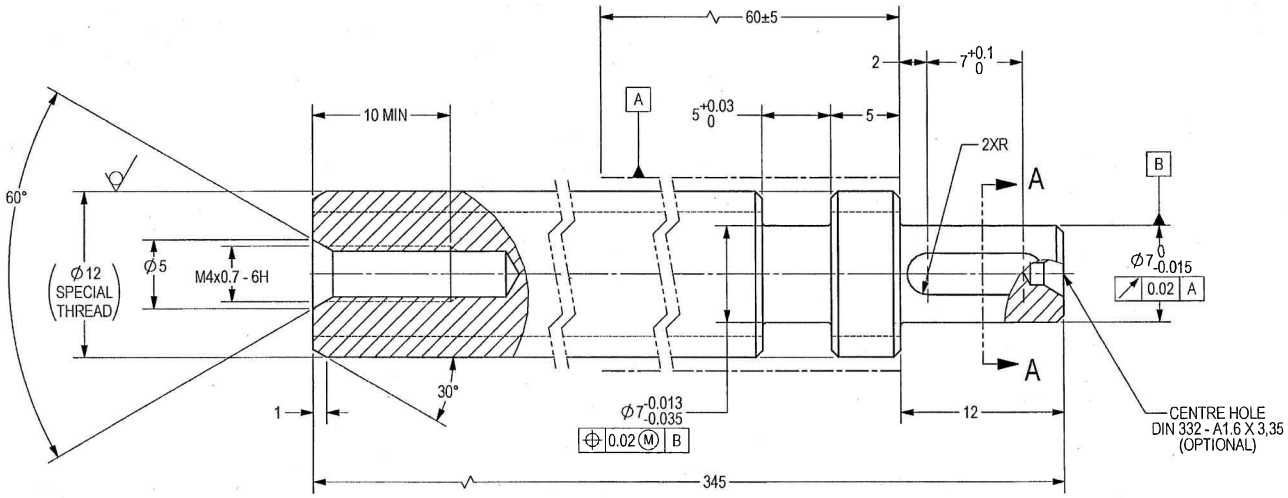

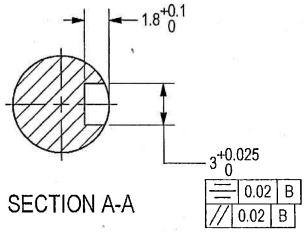

SECTION A-A

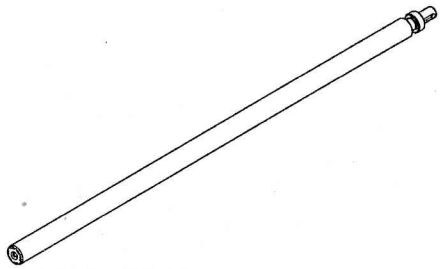

(WEIGHT APPROX.:0.28 Kg)

UN CONTROLLED COPY
CERTIFIED CORRECT COPY OF APPROVED DRAWINGS AT THIS DATE 16-10-2021
DESIGN & DRAWING OFFICE
ORDNANCE FACTORY

ALTERED ITEM DRAWING
SEE ATTACHED MEDIA
SEE SEPARATE PARTS LIST

1.6 (✓)

UNLESS OTHERWISE SPECIFIED		SIGNATURE	DATE
DIMENSIONS ARE IN MM PER ASME Y14.5 - 2009	DRAWN		1/9/20
TOLERANCES LINEAR SEE NOTE 5 / ANGULAR SEE NOTE 5	CHECKED		
1st. ANGLE PROJECTION	HOS/DDO		2/9/20
	OFFICER/PRODN		
	OFFICER/QC		
PROJECT OFFICER / SURFACE TEXTURE IN MicroMeter	OFFICER/DDO		3/9

ORDNANCE FACTORY
TIRUCHIRAPPALLI

TITLE: SPINDLE, ALTERED
FOR: ROTOR ASSY
OF: 12.7MM SRCG

SIZE: C | CAGE CODE: 2291A | DWG NO: 074260A-00 | --

SCALE 4:1 | AUTOMATED DRAWING (SW) | SHEET 1 OF 1

POME PROJECT | POME MODEL: 074260A-00 SPINDLE_ALTERED | STATUS: WIP

PLM Control

DWG NO 074260A-00 | SH 1