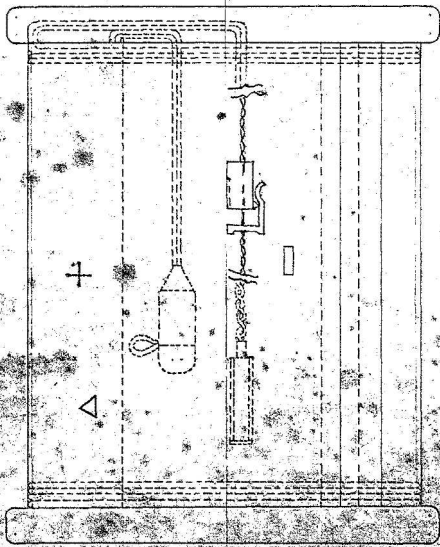


1991 10X 165 GF
 D.C. 3393E-A
 DRG. CONVENTIONS CONFORM TO IS 1596
 DIMENSIONS ARE IN mm




TO REMOVE SOCKET AND DETONATOR, PULL SOCKET WIRE FIRST AND THEN DETONATOR WITH TUBE. DISENGAGE THE DETONATOR FROM THE TUBE WITHOUT DISTURBING THE DETONATOR.

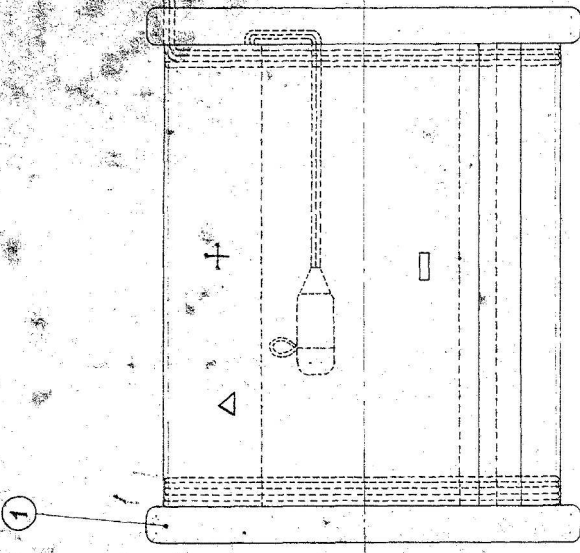
1- FREE LEADS OF CABLE AND DETONATOR TO BE TWISTED TOGETHER AS SHOWN AND THEN SOLDERED WITH SOLDER MATERIAL AS SPECIFIED IN ST-66.

2- THE BARE WIRE CONTACTS TO BE INSULATED WITH LOW DENSITY POLYETHYLENE TYPE 1 TO SPEC-103-1213 BY THE CONTACT MANUFACTURER AS SHOWN.

3- ALTERNATIVELY M-S CAN (PROPRIETARY ITEM OF M/S. HAWKING ELECTRO-CHEMICAL PRODUCTS LTD. SAME NUMBER) CAN BE USED.

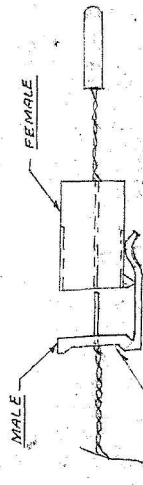


ENLARGED VIEW A-F



ASSEMBLY OF DETONATOR WITH CABLE

PUT THE DETONATOR IN TUBE ASSEMBLY (ITEM No 2) AND INSERT IN THE SPOOL THROUGH THE SOCKET HOLE. CLOSE THE SOCKET HOLE WITH ADHESIVE TAPE.



ENLARGED VIEW SCALE - MFS

1) FREE ENDS OF MINI CABLE TO BE SOLDERED TO MALE PART OF CONNECTORS NO CA 3981 (COMMERCIALY AVAILABLE).
 2) FREE ENDS OF DETONATOR ELECTRIC NO. 55 LEADS TO BE SOLDERED TO FEMALE PART OF CONNECTOR CA 3981.
 3) MALE FEMALE PORTIONS OF SOLDERED CONNECTORS TO BE ASSEMBLED BEFORE PACKING.

SR. NO	DESCRIPTION	DRAWING NO	DET. PART NO	QTY PER SET
1	SPOOL CABLE ASSEMBLY	CIAMAM/2405	DET 1	1
2	TUBE ASSEMBLY	CIAMAM/2406	DET 2	1
3	DETONATOR ELECTRIC No 55 MK II	DDX/10569	DET 3	1

CAUTION NOTES:-

- AFTER ASSEMBLY OF DETONATOR EACH FIRING CABLE ASSY SHOULD BE TESTED FOR ITS SERVICE ABILITY BEFORE SENTENCING.
- MAKE SURE THAT SHORTING PLUG BE FIRMLY ASSEMBLED TO THE SOCKET.

MARKING:-

- △ CONTRACTOR'S INITIAL OR TRADE MARK
- ⊕ DATE OF MANUFACTURE
- LOT NO.

FILLED MARKINGS TO BE SHOWN ON UNWRAPPED PAPER IN 15 mm. WITH READY MIXED PAINT MARKING BLACK COLOUR TO SPEC-151-158

DRN	RPG	CHD	RAS	TRD	TRGD	COM	MP	ASSY	DRG
SO/	SO/	SO/	SO/	SO/	SO/	SO/	SO/	SO/	SO/
CD/MDL	CD/MDL	CD/MDL	CD/MDL	CD/MDL	CD/MDL	CD/MDL	CD/MDL	CD/MDL	CD/MDL
APPD	APPD	APPD	APPD	APPD	APPD	APPD	APPD	APPD	APPD
FOR C/W	FOR C/W	FOR C/W	FOR C/W	FOR C/W	FOR C/W	FOR C/W	FOR C/W	FOR C/W	FOR C/W
DATE 26-3-85	DATE 26-3-85	DATE 26-3-85	DATE 26-3-85	DATE 26-3-85	DATE 26-3-85	DATE 26-3-85	DATE 26-3-85	DATE 26-3-85	DATE 26-3-85
MATERIAL	MATERIAL	MATERIAL	MATERIAL	MATERIAL	MATERIAL	MATERIAL	MATERIAL	MATERIAL	MATERIAL
PROTECTIVE FINISH	PROTECTIVE FINISH	PROTECTIVE FINISH	PROTECTIVE FINISH	PROTECTIVE FINISH	PROTECTIVE FINISH	PROTECTIVE FINISH	PROTECTIVE FINISH	PROTECTIVE FINISH	PROTECTIVE FINISH

DESIGNER'S REF
 CIAMAM/2405

PART NO
 10X 165 GF

DISCARTING

CIAMAM/2405

DETONATOR CABLE ELECTRIC 1B-7L
 FOR MINE AP1A DIRECTIONAL

CIAMAM/2405

CIAMAM/2405

CIAMAM/2405

CIAMAM/2405