

WORKING-COPY

Unsealed Specification No. CQA(GS)/US/564
Supersedes Drawing No.ADRDE/PAS/2004/01(a)

CERTIFIED COPY

**GOVERNMENT OF INDIA
MINISTRY OF DEFENCE**

SPECIFICATION

ON

RIPCORD HANDLE FOR PTA-R WITH DOUBLE STOPPER BALL

(DS Cat No. NIV)

ISSUED BY

**THE CONTROLLER,
CONTROLLERATE OF QUALITY ASSURANCE (GS),
ASHOK PATH,
KANPUR - 208 004**

19/4/16
017C
19/4/16
19/4/16
19/4/16
19/4/16

CONTENTS

<u>SR NO.</u>	<u>CONTENTS</u>	<u>PAGE NO.</u>
0.	<u>FOREWORD</u>	4
1.	<u>SCOPE</u>	4
2.	<u>RELATED SPECIFICATIONS AND DOCUMENTS</u>	4-5
3.	<u>STANDARD PATTERN</u>	6
4.	<u>MATERIAL</u>	6-7
5.	<u>PROCESSING</u>	7
6.	<u>DIMENSIONS AND TOLERANCES</u>	7
7.	<u>WORKMANSHIP AND FINISH</u>	7-8
8.	<u>PRE-INSPECTION BY PRODUCER</u>	8
9.	<u>QUALITY ASSURANCE</u>	8
10.	<u>SAMPLING PROCEDURE</u>	8
11.	<u>CRITERIA FOR CONFORMITY</u>	9-11
12.	<u>TESTS</u>	11
13.	<u>MARKING</u>	11-12
14.	<u>PACKING AND PRESERVATION</u>	12-13
15.	<u>TECHNICAL LITERATURE / DOCUMENTS</u>	14
16.	<u>WARRANTY</u>	14
17.	<u>DEFENCE STORES CATALOGUE NUMBER</u>	14
18.	<u>DRAWINGS / SKETCHES</u>	14
19.	<u>SUGGESTIONS FOR IMPROVEMENTS</u>	15

0.0 FOREWORD

0.1 This specification has been prepared by Controllerate of Quality Assurance (General Stores), Kanpur on behalf of the Director General Quality Assurance, Ministry of Defence, New Delhi.

0.2 This Specification Supersedes Drg No. ADRDE/PAS/2004/01(a).

0.3 This specification shall be used to guide procurement, manufacture & Quality Assurance of the store for which it is intended.

0.4 The Quality Assurance Authority for the store covered by this specification is the Controller, Controllerate of Quality Assurance (General Stores), Ashok Path, Kanpur-208 001. Enquiries regarding this specification related to technical or any other contractual conditions shall be referred to the Quality Assurance Authority named in the purchase document viz. tender or contract.

0.5 This Specification is a live document and is, therefore, likely to undergo changes. Any major change in design should have the approval of General Staff/Users, financial concurrence in the form of DGQA approval. Thus, it may involve some price difference. Therefore, a specification issued holds good only for the supply order for which it is issued.

1.0 SCOPE

1.1 This specification covers the requirements of Ripcord Handle for PTA-R With Double Stopper Ball and provides guidance to contractors/suppliers, manufacturers, Quality Assurance Agencies and stockiest/ indenters etc.

2.0 RELATED SPECIFICATIONS AND DOCUMENTS

Sl. No.	Specification No.	Title / Subjects
(a)	IS: 2102 (Pt-1)-1993 (Reaffirmed-2008)	General Tolerances: Part 1 Tolerances for linear & angular dimensions without individual tolerance indications.

(b)	IS: 2500 (Pt-I)-2000 Amd-1 (Reaffirmed-2011)	Sampling Inspection procedures: Part 1 Attribute sampling plans indexed by Acceptable Quality Limit (AQL) for lot-by-lot inspection.
(c)	IS: 2771(Pt-1)-1990 Amd-3 (Reaffirmed-2008)	Corrugated Fibre Board Boxes General requirements.
(d)	IS: 4185-1989 (Reaffirmed 2010) and Suppl Schedule No. CIGS/SS/185(b)	Adhesive paper tape
(e)	IS: 4905-1968 Amdt.1 (Reaffirmed-2011)	Methods for Random sampling.
(f)	IS: 6528-1995 (Reaffirmed 2012)	Stainless Steel wire
(g)	IS: 6603-2001 (Reaffirmed 2009)	Stainless Steel Bar & Flats.
(h)	IS: 13262-1992 Amdt-1 (Reaffirmed -2008)	Pressure sensitive adhesive tape with plastic base.
(j)	JSS: 7530-01:2014 (Revision No. 3)	Label Carton 50x25 mm
(k)	JSS 8135-10:2004(Amd-1) (Revision No.1) , (Reaffirmed 2011)	Polypropylene Strapping 12 mm wide.
(l)	JSS: 9330-02:2008 (Revision No. 2)	Polythene Film 0.04 mm thick.
(m)	0.89mm thick of average Bursting Strength 775 KPa based on at least 5 tests.	Label Card Board 45 x 25 mm with tie-on-tag.

2.2 Copies of any other reference documents such as Specification/Drawing/Instructions/Guides etc. can be obtained on payment from the addresses as shown below:-

Specification	Source
I.S. Series	Director General, Bureau of Indian Standards, Manak Bhawan, 9, Bahadur Shah Zafar Marg, New Delhi-110 002. Or his Regional Offices at Bombay, Calcutta, Madras and other branch offices. Or its Regional Establishments
JSS Series	The Director Directorate of Standardisation, Standardisation Documentation Centre 'J' Block, Room No. 05, Nirman Bhavan, P.O., New Delhi-110 011

3.0 STANDARD PATTERN

3.1 Standard Pattern of Ripcord Handle for PTA-R with Double Stopper Ball, (DS Cat No. NIV) held by the Purchase Officer shall constitute the standard as regards any particulars or properties, not noted or defined in this specification.

4.0 MATERIAL

4.1 The item shall be manufactured from the following materials:-

Sl. No.	Component	Materials	Specification
(a)	Handle (Grip)	Austenatic Stainless Steel Tubing Grade X 07 Cr 18 Ni 9 8 ± 0.08 mm OD Wall Thickness 1.25 ± 0.025 mm	IS: 6603
(b)	Plug	Austenatic Stainless Steel X 07 Cr 18 Ni 9	IS: 6603
(c)	Ball	Austenatic Stainless Steel X 07 Cr 18 Ni 9	IS: 6603

(d)	Pin locking	Stainless Steel to Grade 07 Cr 18 Ni 9 in Full Hard Condition	IS: 6528
(e)	Cable	Flexible Austenic Stainless Steel Cable, 2.4mm Ø, 7x7 construction min BS 3920 N (400 Kg)	_____

5.0 **PROCESSING**

5.1 Ripcord Handle for PTA-R with Double Stopper Ball shall be manufactured to the shape and design as shown in the relevant plates attached to this specification.

5.2 The open ends of the grip after inserting the plug in position shall be welded or brazed properly to withstand the load test. Seam to be sound, Tight finish, Smooth after welding or Brazing.

5.3 Pin locking shall be capable of meeting the bend test when swaged on the Ripcord.

5.4 The ball to be press firmly in position & Trim, cable end Flush.

5.5 The cable shall be brightly finished & move freely in grip.

6.0 **DIMENSIONS AND TOLERANCES**

6.1 **Dimensions**

6.1.1 The store shall conform to the dimension shown in the plate attached to this specification.

6.2 **Tolerances:-** Tolerance shall be applied wherever mentioned in plate attached to specification.

7.0 **WORKMANSHIP AND FINISH**

7.1 The general workmanship and finish shall be of a high standard and similar to sealed pattern.

7.2 Surface of Ripcord Handle for PTA-R with Double Stopper Ball shall be free from pits, burrs, chipping, blisters, base surface dent marks and deformation.

7.3 All the sharp edges & sharp corners shall be removed.

7.4 Plug , Ball & Pin locking shall be polished bright.

8.0 PRE-INSPECTION BY PRODUCER

8.1 Manufacturers/contractors must satisfy themselves first that the store manufactured are in accordance with the contract and fully conform to the specification, by carrying out thorough pre-inspection of each lot/batch before actually tendering the same for inspection to the Quality Assurance Officer nominated under the terms of the contract.

8.2 A declaration by the Contractor that necessary pre-inspection tests have been carried out on the stores tendered and the same are fit for inspection and test shall be rendered along with the challan. The declaration shall include the method followed in pre-inspection showing features checked/tested and will have the test certificate attached to the challan / declaration.

8.3 If the quality assurance officer finds that pre inspection of the consignment, as required above not been carried out, the consignment is liable for rejection.

9.0 QUALITY ASSURANCE

9.1 On Examination of samples taken from any portion of the consignment or during surveillance inspection, shall conform to the requirement when tested in accordance with the methods mentioned against each in this specification.

10.0 SAMPLING PROCEDURE

10.1 The suppliers shall arrange the units of the homogeneous lot in such a way that all the units are easily accessible to the Quality Assurance Officer to enable him to draw samples from any portion of the homogeneous lot.

10.2 Sampling of stores shall be done adopting appropriate sampling method as per IS: 4905-1968 Amdt.1 (Reaffirmed-2011) so that samples drawn as per Table-1 and II given for assessing various quality requirements, are truly representative of the lot.

10.3 Scale of Sampling

10.3.1 The number of sample-units to be drawn for assessing the quality of the store, characteristic wise, should be in accordance with the Table I for dimensional/non destructive/visual inspection and Table II for detailed laboratory testing.

11.0 CRITERIA FOR CONFORMITY

11.1 All the sample units as specified in Table I and II are required to be tested / inspected irrespective of the rejection number ($= Ac+1$) being achieved earlier.

11.2 The Quality Assurance Officer shall draw samples as per Table I for dimensional/nondestructive/visual inspection to assess the quality of the lot. If the quality of the lot indicates conformity to the standard as laid down in Table I, sampling for laboratory testing will be done. Otherwise the lot shall be straightway rejected.

11.3 Sampling for Laboratory Testing

11.3.1 If the lot is considered conforming to the quality standards as specified in Table I, sampling for laboratory tests shall be carried out as per Table II and the samples shall be subjected to the laboratory tests.

11.4 Bulk Sentencing

11.4.1 If the laboratory test report indicates that the lot does not conform to the standards as specified in Table II, the whole lot shall be rejected.

11.4.2 The lot shall be considered conforming to the specified quality if the number of defective units observed in the sample is not more than the respective acceptance number of each class of defects.

11.4.3 When the sample size equals to the lot size, do 100% Quality Assurance.

11.4.4 The number of sample units to be sampled for laboratory testing should be a multiple of the number of Characteristics / tests which can not be carried out simultaneously on the same sample units.

11.5 Sampling and Formation of Lot

11.5.1 The delivery shall be visually inspected by the Quality Assurance Officer at the spot in the first instance to ascertain its homogeneity in respect of nature, size, shape, source and year of manufacture. If it is homogeneous, the delivery shall be treated as one lot. If not, it shall be segregated by the supplier into separate groups so that each group which is homogeneous within itself forms a lot.

11.6 Sampling Tables

Table I
Sampling Plan for Visual Inspection
(Based on General Inspection Level II, AQL 4%)

Lot Size Sample unit	Sample Size (n)	Acceptance Number (Ac)
Up to 50	8	1
51 to 90	13	1
91 to 150	20	2
151 to 280	32	3
281 to 500	50	5
501 to 1200	80	7
1201 to 3200	125	10
3201 to 10000	200	14

Table II
Sampling Plan for Laboratory Testing, AQL 2.5%

Lot Size Sample unit	Physical tests level S-3			Chemical tests level S-2		
	Sample Size (n)	Acceptance Number (Ac)	Rej No. (Re)	Sample Size (n)	Acceptance Number (Ac)	Rej No. (Re)
Up to 50	3	0	1	3	0	1
51 to 90	5	0	1	3	0	1
91 to 150	5	0	1	3	0	1
151 to 280	8	0	1	5	0	1
281 to 500	8	0	1	5	0	1
501 to 1200	13	1	2	5	0	1
1201 to 3200	13	1	2	8	0	1
3201 to 10000	20	1	2	8	0	1

- Note:-
- i) When the sample size equals lot size do 100% inspection/non-destructive testing with zero acceptance number.
 - ii) The rejection number (Re) will always be one more than the acceptance number (Ac).
 - iii) Level S-3 for Physical test (Individual sample to be tested).
 - iv) Level S-2 for Chemical test (Individual sample to be tested).

Source:- IS: 2500(Pt-1)-2000 Amd-1 (Reaffirmed-2011); (Sampling Inspection Procedures).

12.0 TESTS

12.1 Physical Tests:- Design, shape and dimensions & Performance test.

12.2 Chemical Tests:- Chemical analysis

12.3 100% Ripcord Handle for PTA-R with Double Stopper Ball shall be subjected to satisfy performance test.

Note :- Rip cord Handle to be tested with Both Balls one by one.

12.3.1 Each locking pin when cut to size shall withstand a load of 3 Kg without taking a permanent set when tested as per method shown in the drawing.

12.3.2 Each locking Pin joint after being swaged in place shall withstand a pull load of 137 Kg when tested as per method shown in the drawing.

13.0 MARKING

13.1 Marking by the Supplier

13.1.1 The store shall be legibly and indelibly marked with:-

- (a) Manufacturer's name, initials or recognized trade mark.
- (b) The year of manufacture.
- (c) D. S. Catalogue Number of the store.

13.2 Marking by the Quality Assurance Officer

13.2.1 Each accepted store shall be legibly and indelibly marked using stencil plate or Rubber / Steel stamp of letter size 6 mm depending upon the size of the store/component.

13.2.2 In case of small components, where steel stamping or stenciling is not possible, the rubber acceptance mark shall be stamped on individual packages containing the items for this purpose, each package shall be sealed by a continuous piece of gummed tape such that ends overlap each other. Acceptance marks shall be affixed on the joint of the tape end partly covering the package.

13.3 The final rejections may be marked by Quality Assurance Officer by stamping the letter 'X' on both sides of the manufacturer's marking thus:-

NIV
X Firm's Name X
Year

14.0 PACKING AND PRESERVATION

14.1 Packing Materials

Sl. No.	Material	Conforming to
(a)	Corrugated Fibre Board Boxes, General Requirements.	IS: 2771(Pt-1)-1990 Amd-3 (Reaffirmed-2008)
(b)	Adhesive paper tape	IS: 4185-1989 (Reaffirmed 2010) and Suppl Schedule No. CIGS/SS/185(b)
(c)	Pressure Sensitive adhesive tape with plastic base	IS: 13262-1992 , Amdt- 1 (Reaffirmed -2008)
(d)	Label carton 50X25 mm	JSS: 7530-01:2014 (Revision No.3)
(e)	Polypropylene Strapping 12 mm wide	JSS 8135-10 : 2004
(f)	Polythene Film 0.04 mm thick	JSS: 9330-02:2008 (Revision No 2)
(g)	Label Card Board 45 x 25 mm with Tie-on-Tag	0.89mm thick of average Bursting Strength 775 KPa based on at least 5 tests.

13.2 Marking by the Quality Assurance Officer

13.2.1 Each accepted store shall be legibly and indelibly marked using stencil plate or Rubber / Steel stamp of letter size 6 mm depending upon the size of the store/component.

13.2.2 In case of small components, where steel stamping or stenciling is not possible, the rubber acceptance mark shall be stamped on individual packages containing the items for this purpose, each package shall be sealed by a continuous piece of gummed tape such that ends overlap each other. Acceptance marks shall be affixed on the joint of the tape end partly covering the package.

13.3 The final rejections may be marked by Quality Assurance Officer by stamping the letter 'X' on both sides of the manufacturer's marking thus:-

NIV
X Firm's Name X
Year

14.0 PACKING AND PRESERVATION

14.1 Packing Materials

Sl. No.	Material	Conforming to
(a)	Corrugated Fibre Board Boxes, General Requirements.	IS: 2771(Pt-1)-1990 Amd-3 (Reaffirmed-2008)
(b)	Adhesive paper tape	IS: 4185-1989 (Reaffirmed 2010) and Suppl Schedule No. CIGS/SS/185(b)
(c)	Pressure Sensitive adhesive tape with plastic base	IS: 13262-1992 , Amdt- 1 (Reaffirmed -2008)
(d)	Label carton 50X25 mm	JSS: 7530-01:2014 (Revision No.3)
(e)	Polypropylene Strapping 12 mm wide	JSS 8135-10 : 2004
(f)	Polythene Film 0.04 mm thick	JSS: 9330-02:2008 (Revision No 2)
(g)	Label Card Board 45 x 25 mm with Tie-on-Tag	0.89mm thick of average Bursting Strength 775 KPa based on at least 5 tests.

14.2 Method of Packaging

14.2.1 Each Ripcord Handle for PTA-R with Double Stopper Ball shall be packed separately in a polythene 0.04 mm thick bag of suitable size & heat sealed to form a unit pack. 20 such unit packs shall be kept in one carton of suitable size and dully sealed with tape paper gummed and stamped with acceptance mark. One item in each package shall be tied with a label card board 45 X 25 mm bearing D. S .Cat No. Nomenclature of the store. Each package shall be affixed with a label carton 50X25mm bearing D. S. Cat No., Nomenclature, Qty packed and year of manufacture of the store. Suitable No. of such cartons shall be packed in corrugated fibre board box of suitable size. The flap box packed with store shall then be closed with pressure sensitive adhesive tape with plastic base. Finally the box shall be strapped suitably spaced at two places lengthwise & two places widthwise.

14.2.2 One item in each package shall be tied with a label card board 45 X 25 mm bearing D.S. Cat No., Nomenclature of the store.

14.2.3 Mass of any fibre board box, shall not exceed 25 kg. In order to maintain the limit of mass, the number of items in the package may be altered at the discretion of the SQAQ.

14.3 Marking on Package

14.3.1 Each final package shall be legibly and indelibly marked as under:-

- i) D.S. Cat. No. and designation of the store.
- ii) Qty packed, preceded by the abbreviation 'QTY'.
- iii) Name and address of the consignee as given in the contract.
- iv) Mass of the package in Kilogram preceded by the abbreviation 'Kg'.
- v) Number of the individual package and total number of packages in the consignment i.e. 1 of 4, 2 of 4, 3 of 4 and 4 of 4 when the consignment consists of 4 packages.
- vi) Consignor's name, initials or recognised Trade Mark.
- vii) Month and year of packing.
- viii) A/T, S/O or Extract No. and Date.
- ix) I/Note No. and Date.

15.0 TECHNICAL LITERATURE / DOCUMENTS

15.1 Illustrated spare parts list History sheet/maintenance manual shall be supplied with each store wherever required/ demanded.

16.0 WARRANTY

16.1 Except as other wise provided in the invitation to the tender, the contractor / seller hereby declares that the goods, stores, articles sold /supplied to the purchaser under this contract shall be of the best quality and workmanship and new in all respect and shall be strictly in accordance with the specifications and particulars contained /mentioned in the contract. The contractor /seller hereby guarantee that the said goods / stores /articles would continue to conform to the description and quality aforesaid for period of twelve months from the date of delivery of the said goods /stores /articles to the purchaser for 15, months from the date of shipment /dispatch from the contractors works which is earlier and not with standing the fact that the purchaser (Inspector) may have inspected and / or approved the said goods /stores /articles, if during the aforesaid period of 12 /15 months the said goods /stores / articles, be discovered not to conform to the description and quality aforesaid or not giving satisfactory performance or have deteriorated and the decision of the purchaser in the behalf shall be final and binding on the contractor/seller to rectify/replace by acceptable goods/stores/articles, or such portion or portion there of as is found to be defective by the purchaser in the discretion on the application made there of by the contractor/seller, and in such as event the above mentioned warranty period shall apply to the goods/stores/articles rectified/replaced from the date of rectification/replacement there of, otherwise the contractor/seller shall pay to the purchaser such compensations as determined by the purchaser as may arise by reason of the breach of the warranty there in contained.

17.0 DEFENCE STORES CATALOGUE NUMBER

17.1 The stores covered by this specification shall bear the following DS Cat No.:-

Sl. No.	DS Cat No.	Nomenclature
i)	NIV	Ripcord Handle for PTA-R with Double Stopper Ball

18.0 DRAWINGS / SKETCHES

18.1 Eight Drg. sheet is attached to the specification.

19.0 SUGGESTIONS FOR IMPROVEMENTS

19.1 This specification is a live document and subject to change/updating. Any suggestions for improvement of this document may be sent to:-

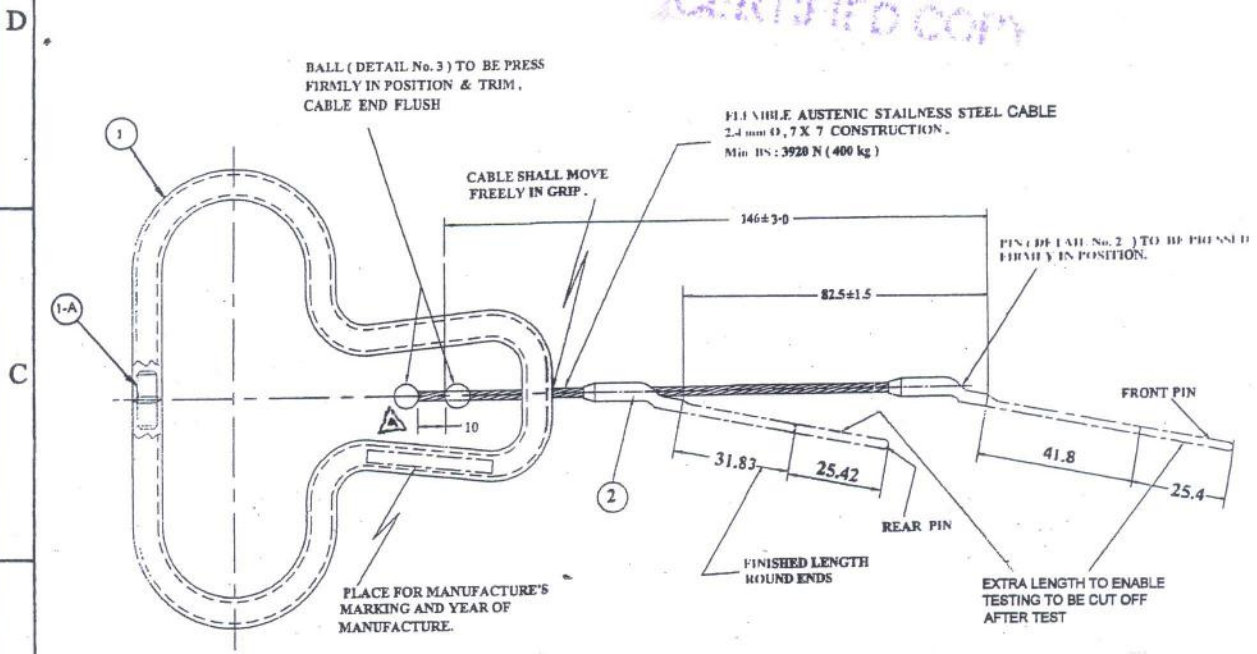
(CONTROLLER)

**CONTROLLERATE OF QUALITY ASSURANCE (GS)
DGQA COMPLEX, ASHOK PATH
KANPUR- 208004**

Handwritten signature
017c
[Faint, illegible text]

ASSEMBLY

CERTIFIED COPY



DETAIL INDEX

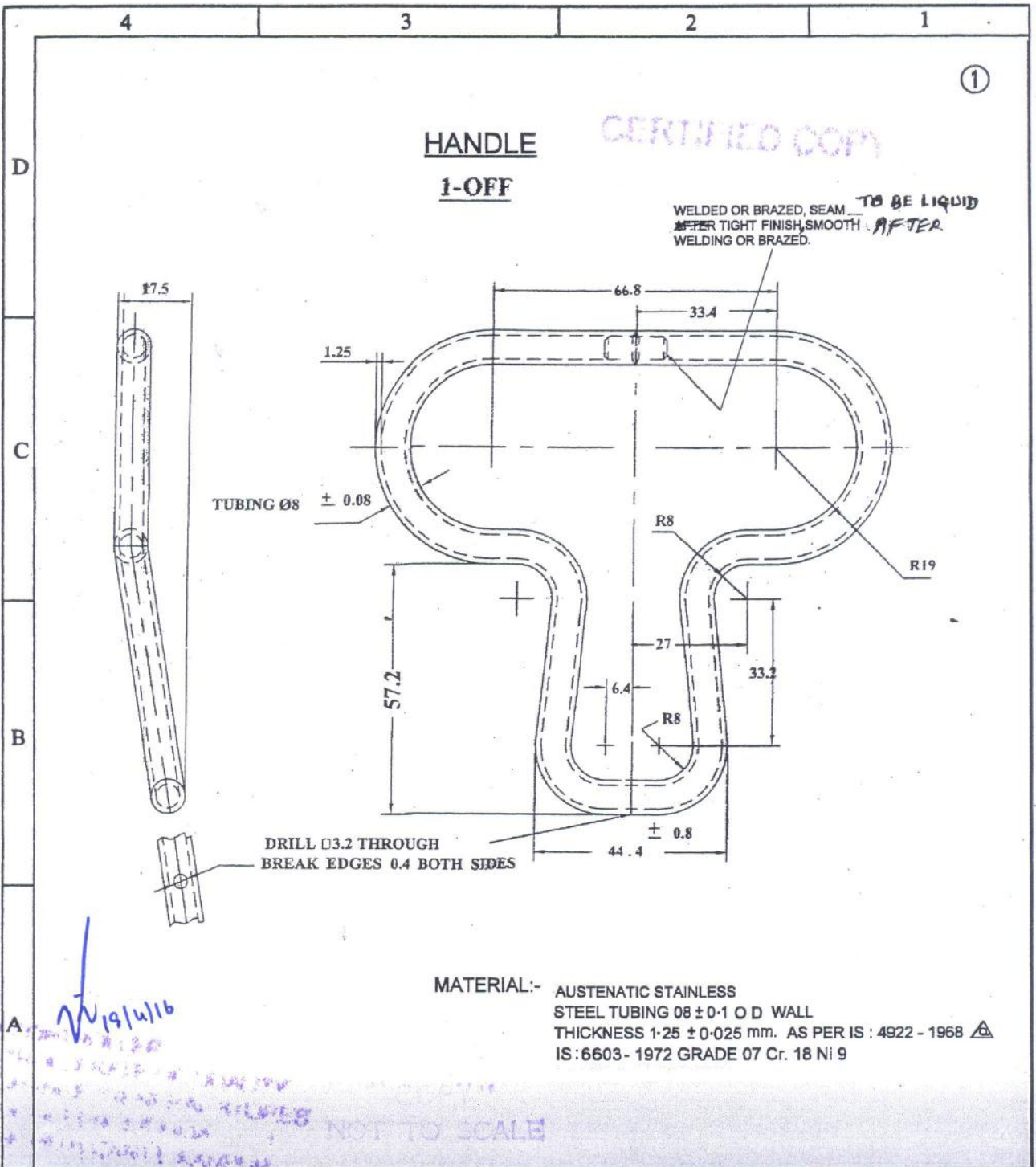
ITEM No.	NOMENCLATURE	No. OFF	SHEET No.
-	ASSEMBLY	1	1
1	HANDLE	1	2
1-A	PLUG	1	3
2	PIN LOCKING (FRONT & REAR PIN ONE EACH)	△ 2	4
3	BALL	2	3
4	METHOD OF TESTING PIN LOCKING OF RIP CORD HANDLE	1	6
5	METHOD OF TESTING PIN LOCKING OF RIP CORD HANDLE ALTERNATIVE METHOD	1	7

NOTE:-

100% OF THE RIP CORD HANDLE ASSEMBLIES SHALL SATISFY PERFORMANCE TESTS SPECIFIED IN SHEET No.- 4 & 5

(P D ARYA) JTO (D)	DATE	NAME	C.Q.A.(G.S.) MINISTRY OF DEFENCE (DGQA) KANPUR
	DGN.		
	DRN.	P. D. ARYA	
	CHD.	P. D. ARYA	
PASSED BY: GO/GS-2	TRD.	P. D. ARYA	RIP CORD HANDLE FOR PTA - R WITH DOUBLE STOPPER BALL
	COMP.		
APPROVED BY: DC/GS-2	SCALE : ---		ALL DIMENSIONS ARE IN mm. PLATE ATTACHED TO SPECN. No.CQA(GS)/US/564
	TOLERANCE :- ANSI / AIAA - S- 017 2000		

GS - 9 / 02 / 2015



MATERIAL:- AUSTENATIC STAINLESS
 STEEL TUBING Ø8 ± 0.1 O D WALL
 THICKNESS 1.25 ± 0.025 mm. AS PER IS : 4922 - 1968
 IS : 6603 - 1972 GRADE 07 Cr. 18 Ni 9

DGN. _____ DRN. _____ CHD. _____ TRD. _____ COMP. _____	DATE	NAME	C.Q.A.(G.S.) MINISTRY OF DEFENCE (DGQA) KANPUR
		P. D. ARYA	
		P. D. ARYA	
		P. D. ARYA	
		P. D. ARYA	
PASSED BY: <i>[Signature]</i> GO/GS-2	SCALE : ---		RIP CORD HANDLE FOR PTA - R WITH DOUBLE STOPPER BALL
APPROVED BY: <i>[Signature]</i> DC/GS-2	TOLERANCE: - IS:2102 PART-I MEDIUM		
			ALL DIMENSIONS ARE IN mm. PLATE ATTACHED TO SPECN. No.CQA(GS)/US/564

4

3

2

1

3

BALL

2 - OFF

FINISH:- POLISHED BRIGHT

CERTIFIED COPY

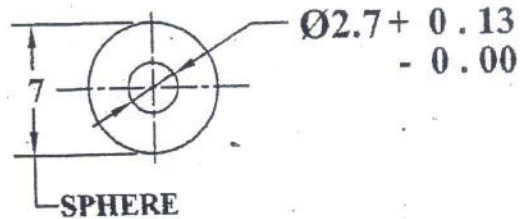
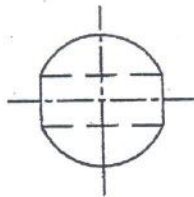
D

C

B

A

SIDE ELE.



MATERIAL:-

AUSTENITIC STAINLESS STEEL

AS PER IS : 6603 - 1972 GRADE 07 Cr. 18 Ni 9

Handwritten signature and date: 19/4/16

"COPY"
NOT TO SCALE

 (P. D. ARYA) JTO (D)	DATE	NAME	C.Q.A.(G.S.) MINISTRY OF DEFENCE (DGQA) KANPUR
	DGN.		
	DRN.	P. D. ARYA	
	CHD.	P. D. ARYA	
	TRD.	P. D. ARYA	
PASSED BY: GO/GS-2	COMP.		RIP CORD HANDLE FOR PTA - R WITH DOUBLE STOPPER BALL
APPROVED BY:- DC/GS-2	SCALE : ---		
	TOLERANCE : - ANSI / AIAA-S-017 2000		ALL DIMENSIONS ARE IN mm. PLATE ATTACHED TO SPECN. No.CQA(GS)/US/564

4 3 2 1

PLUG

1-OFF

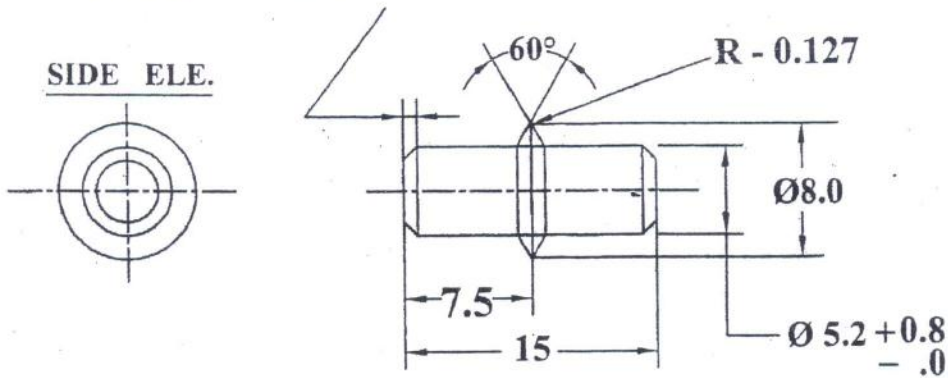
1-A

FINISH:- POLISHED BRIGHT

CERTIFIED COPY

0.8 X 45° BOTH ENDS

SIDE ELE.

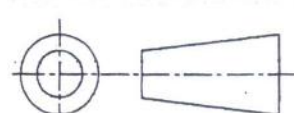


MATERIAL:-

AUSTENATIC STAINLESS STEEL

AS PER IS : 6603- 1972 GRADE 07 Cr. 18 Ni 9

COPY
NOT TO SCALE

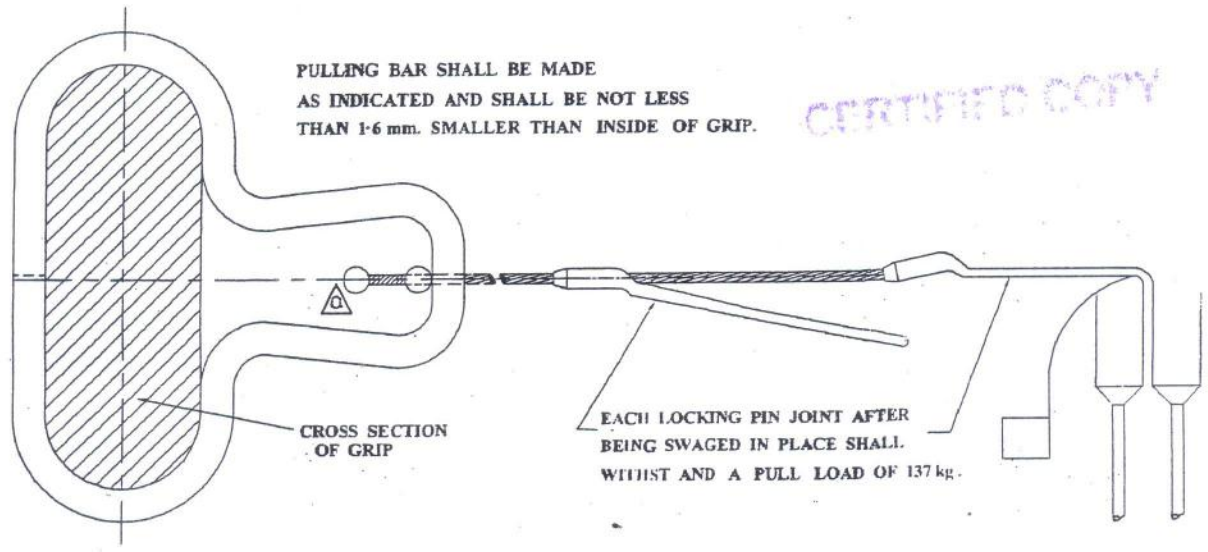
<p><i>P.D. Arya</i> (P D ARYA) JTO (D)</p>	DGN.	DATE	NAME	<p>C.Q.A.(G.S.) MINISTRY OF DEFENCE (DGQA) KANPUR</p>
	DRN.		P. D. ARYA	
	CHD.		P. D. ARYA	
	TRD.		P. D. ARYA	
	COMP.			
<p>PASSED BY:- <i>S. Ghosh</i> GO/GS-2</p>	SCALE : ---			<p>RIP CORD HANDLE FOR PTA - R WITH DOUBLE STOPPER BALL</p> 
<p>APPROVED BY:- <i>P.D. Arya</i> DC/GS-2</p>	TOLERANCE : - IS:2102 PART-I MED.1993			

GS - 9 / 02 / 2015

METHOD OF TESTING PIN LOCKING

④

D
C
B
A



PULLING BAR SHALL BE MADE AS INDICATED AND SHALL BE NOT LESS THAN 1.6 mm. SMALLER THAN INSIDE OF GRIP.

CERTIFIED COPY

CROSS SECTION OF GRIP

EACH LOCKING PIN JOINT AFTER BEING SWAGED IN PLACE SHALL WITHSTAND A FULL LOAD OF 137 kg.

NOTE:- PERFORMANCE TEST OF RIP CORD HANDLE TO BE TESTED WITH BOTH BALLS ONE BY ONE

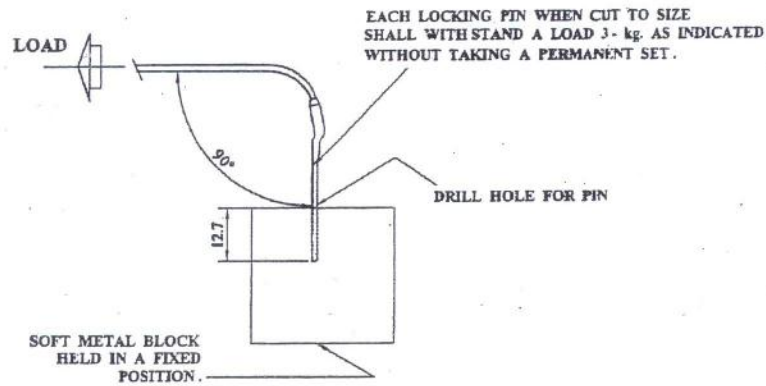
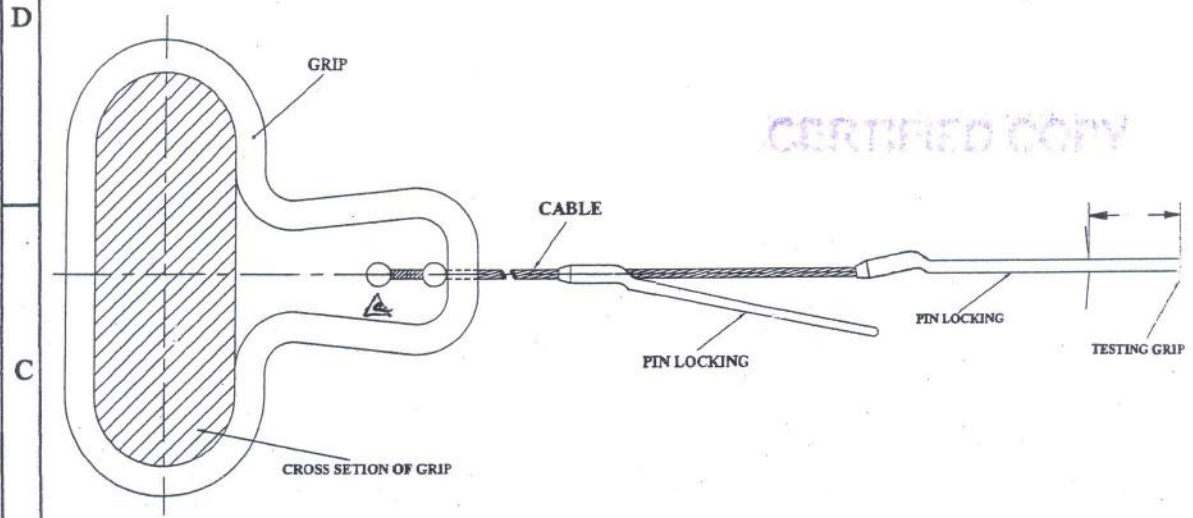
Handwritten: 4/18/11/16
Stamp: A
 [Faded text and stamps]

"COPY"
 NOT TO SCALE

 (P.D. ARYA) JTO (D)	DATE	NAME	C.Q.A.(G.S.) MINISTRY OF DEFENCE (DGQA) KANPUR
	DGN.		
PASSED BY: GO/GS-2	DRN.	P. D. ARYA	RIP CORD HANDLE FOR PTA - R WITH DOUBLE STOPPER BALL
	CHD.	P. D. ARYA	
APPROVED BY: DC/GS-2	TRD.	P. D. ARYA	ALL DIMENSIONS ARE IN mm. PLATE ATTACHED TO SPECN. No. CQA(GS)/US/564
	COMP.		
SCALE : ---			
TOLERANCE : - ANSI / AIAA-S-017 2000			

METHOD OF TESTING PIN LOCKING

5



NOTE:- PERFORMANCE TEST OF RIP CORD HANDLE TO BE TESTED WITH BOTH BALLS ONE BY ONE

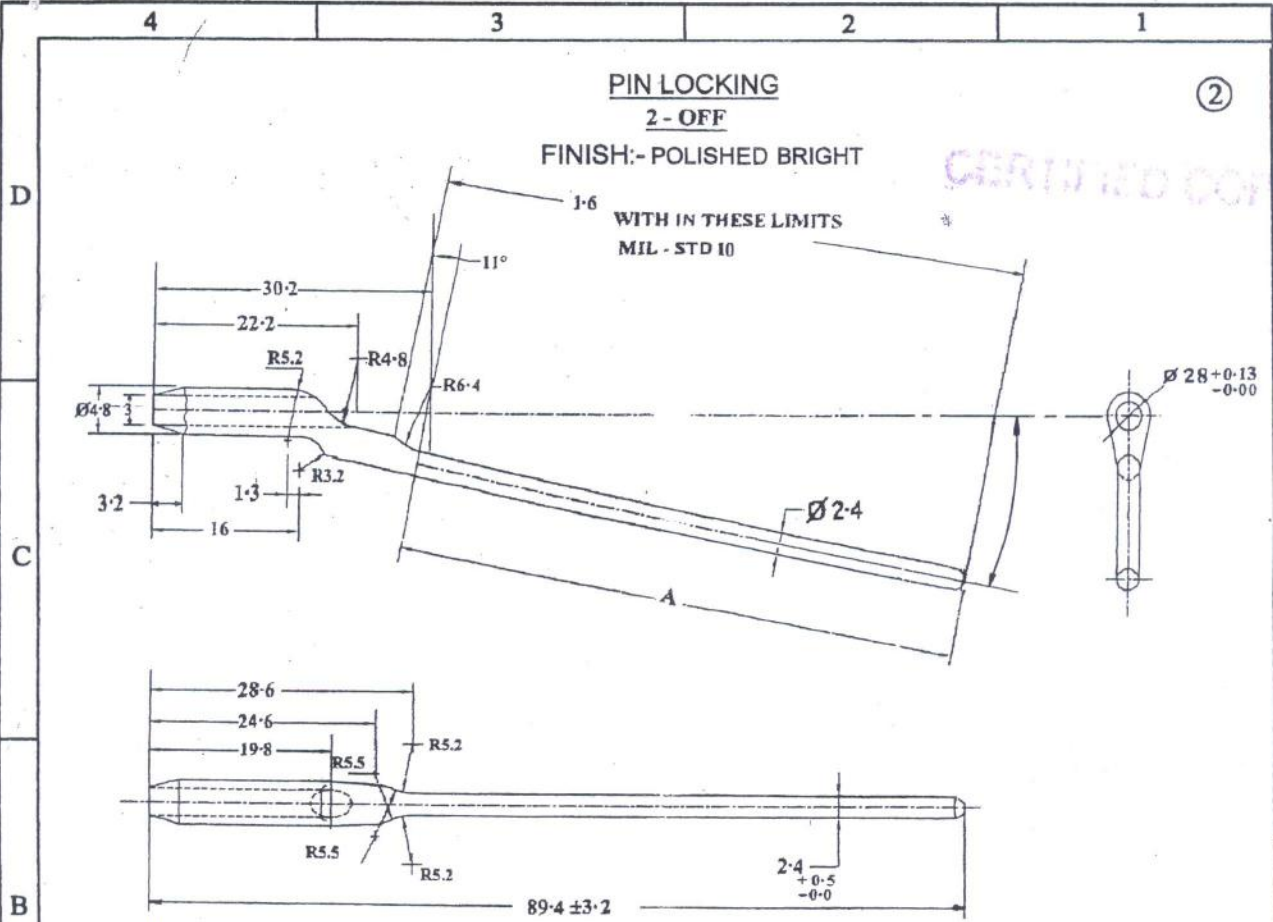
A

Handwritten signature
19/4/16

"COPY"
NOT TO SCALE

PASSED BY:- <i>Handwritten signature</i> GO/GS-2	DGN. _____ DRN. _____ CHD. _____	DATE _____ NAME _____ P. D. ARYA P. D. ARYA P. D. ARYA	C.Q.A.(G.S.) MINISTRY OF DEFENCE (DGQA) KANPUR	
	APPROVED BY:- <i>Handwritten signature</i> DC/GS-2	TRD. _____ COMP. _____		RIP CORD HANDLE FOR PTA - R WITH DOUBLE STOPPER BALL
	SCALE : --- TOLERANCE : - ANSI / AIAA-S-017 2000			

GS - 9 / 02 / 2015



26/12/16

"COPY"
NOT TO SCALE

NOMENCLATURE	No. OFF	DIMENS. - A
FRONT PIN	1	41.8
REAR PIN	1	31.8

NOTE:-

- (i) THE FORMED PIN SHALL HAVE SUFFICIENT HARDNESS TO BE CAPABLE OF MEETING THE TEST AS SPECIFIED ON SHEET No.4 & 5 WHEN PRESSED ON THE WIRE ROPE
- (ii) REMOVE ALL SHARP EDGES & SHARP CORNERS.

<p><i>P.D. Arya</i> (P. D. ARYA) JTO (D)</p>	DATE	NAME	<p>C.Q.A.(G.S.) MINISTRY OF DEFENCE (DGQA) KANPUR</p>
	DGN.		
	DRN.	P. D. ARYA	
	CHD.	P. D. ARYA	
<p>PASSED BY:- <i>P.D. Arya</i> GO/GS-2</p>	TRD.	P. D. ARYA	<p>RIP CORD HANDLE FOR PTA - R WITH DOUBLE STOPPER BALL</p>
	COMP.		
<p>APPROVED BY:- <i>P.D. Arya</i> DC/GS-2</p>	SCALE: ---		<p>ALL DIMENSIONS ARE IN mm. PLATE ATTACHED TO SPECN. No.CQA(GS)/US/564</p>
	TOLERANCE: - ANSI / AIAA-S-017 2000		

GS - 9 / 02 / 2015