

| | | |
|--|--------------------|-----------------------------|
| QUALITY MONITORING INSTRUCTION FOR INSPECTION | | Issue No : 01 |
| | | Rev No: |
| | | Date of Issue 18/08/2021 |
| C 1033 (PAWL) | | OFT/MI/30mm/C 1033 |
| Rev.No | Amendment | Date |
| 01 | C-1033 & C-1033-01 | 01/03/2024 |

[Signature]
01/3/24

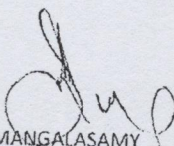
MATERIAL SPECIFICATION : Sheet B-3, GOST 19904-74 / 4-III-50, GOST-16523-70
 INDIGENOUS MATERIAL : BS 1449 PT.1 1983 GRADE. CS 60 (OR)
 IS:2507-1975 Grade 2, DESIGN 55C6.
 CONDITION OF SUPPLY : FULL FINISHED WITH FIRM'S MATERIAL.
 END USE : 30mm CANNON.

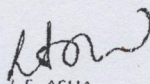
INSPECTION CHECK TO BE CARRIED OUT


Table 'A'


| SL NO | CHARACTERISTICS | SPECIFICATION / REQUIREMENT | SAMPLE SIZE |
|-------|--------------------------|---|---------------------|
| 1. | Visual | The Component shall be free from defects such as rust, scale, burrs and any other harmful defects. | 100% |
| 2. | Dimension | 100% Dimension to check as per drawing. | |
| 3. | Chemical Composition (%) | B-3, GOST 19904-74 / 4-III-50, GOST-16523-70 (Refer GOST 1050-74) C = 0.47-0.55 Cu = 0.25(Max) Mn = 0.50-0.80 S = 0.035(Max) Si = 0.17-0.37 P = 0.030(Max) Cr = 0.25(Max) Ni = 0.25(Max) BS 1449 PT.1 1983 GRADE. CS 60 C = 0.55-0.65 S = 0.045 (Max) Si = 0.05-0.35 P = 0.045 (Max) Mn = 0.50-0.90 IS 2507:1975 Design. 55C6 C = 0.50-0.60 S = 0.050 (Max) Si = 0.10-0.35 P = 0.050 (Max) Mn = 0.50-0.65 (Permissible variations in value as per specification standard) | One Sample Per Heat |


| | | | |
|----|-----------------------|--|------------------------|
| 4. | Mechanical Properties | E-3, GOST 19904-74 / 4-III-50, GOST-16523-70 Tensile Strength 55-73 Kg/mm ² Relative Elongation 13% (Min) | One Sample Per Heat |
| | | BS 1449 PT.1 1983 GRADE. CS 60 Hardness 280-530 HV (Max) | |
| | | IS 2507:1975, Gr.1 Design. 55C6 Tensile Strength 1180-1420 N/mm ² Yield Stress 1030 N/mm ² (Min) Elongation 6% (Min.) Hardness 350-425HV. | |
| | | | |
| 5. | Other Tests | Decarburization Test, Bend Test are carried out as per material specification standards. | |
| 6. | Hardness | 38.5-45.5 HRC (as per drawing) | |
| 7. | Protective Finish | Accelerated electroless phosphating with chromate treatment/ Impregnation with adhesive БФ-4, ГОСТ 12172-74, with nigrosine, grade A, ГОСТ 9307-78, one coat OR Phosphating (accelerated) grade to JSS: 0465-01-1994 with coating of Dunlop adhesive S 758 one layer & nigrosine to JSS: 1036. | Each Consignment |
| 8. | Packing | The Packing of the Material shall be done in such a manner to avoid corrosion and damage in handling and transit. | |
| 9. | Marking | Each Packing shall be legibly marked with manufacturer's identity, Qty, Heat No, OFT Supply order No etc., | |



U. MANGALASAMY
HOS/STD.CELL
CHECKED


L.S. ASHA
HOS / QCM
CHECKED


V. RAVENDAR
JWM/STD.CELL
PREPARED


S. KRISHNA SWAMY
JT.GM (QC and R&D)


A.K SINGH
AGM / (WP & MAINT)
APPROVED



G. DEVENDRANE
AWM (QCM & HT)

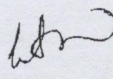
Note:


1. The Raw material/component/forging/casting to be tested by the firm on selection of the sample by the firm itself for chemical composition and mechanical properties in NABL accredited approved Lab as per Table 'A'.
2. The Firm has to check for the dimensions, visual defects, packing and marking as per Table 'A'. After completion of tests as per Note-1 as above, the Firm has to submit the following documents to OFT.
 - I. The Raw material certificate from the original manufacturer, Heat number, and quantity purchased and number of bars is to be mentioned in the inspection letter to OFT.
 - II. The Chemical and Mechanical test certificates from NABL accredited approved lab as per Table 'A'.
 - III. **Raw material sample minimum of 300mm should be supplied for cross verification along with the first supply of stores.**
 - IV. Dimensional reports including visual as per Table 'A'.
 - V. Guarantee / Warrantee certificate of supplier against the supply.
3. All the above Documents mentioned at Note No.2 above are to be forwarded to GM/OFT along with supply.
4. OFT shall verify all the documents as above and accord clearance to the firm for dispatch of the material to OFT if all documents are in order.
5. OFT/Trichy shall verify all the parameters as per Table 'A' and after satisfactory results, the material will be accepted /cleared accordingly.
6. Material has to be replaced 100% by the firm in case of non-conformity to specification as per Table-A, during inspection at OFT, Trichy.

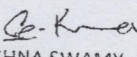
VERIFICATION OF INSPECTION DOCUMENTS

| SL_NO | INSPECTION DOCUMENTS |
|-------|---|
| 1 | The Raw material original Manufacturer's certificate, Details of Heat Number, Quantity purchased and number of Bars etc., |
| 2 | The Chemical and Mechanical test certificates from NABL accredited approved Lab. |
| 3 | Dimension report including visual. |
| 4 | Packing slip details. |



U.MANGALASHAMY
HOS/STD.CELL
CHECKED


L.S. ASHA
HOS / QCM
CHECKED


V.RAVEENDAR
JWM/STD.CELL
PREPARED


S. KRISHNA SWAMY
JT.GM (QC and R&D)


A.K SINGH
AGM / (WP & MAINT)
APPROVED


G.DEVENDHIRANE
AWM (QCM & HT)