DRG CONVENTION CONFORM TO I.S. 696
DIMENSIONS ARE IN mm OTHERWISE STATED

HANDLE "T" WITH SPLIT PIN 5 mm DIA 44 LONG, HOLE FOR PIN TO BE DRILLED AFTER ASSEMBLY AND PIN TO BE FAIRLY TIGHT FIT.

SRIAL NUMBER, MARK & D.S. CAT Nº OF BOX TO BE BRANDED OR DIE STAMPED ON BOTTOM IN 25 & 13 mm TYPE RESPECTIVELY

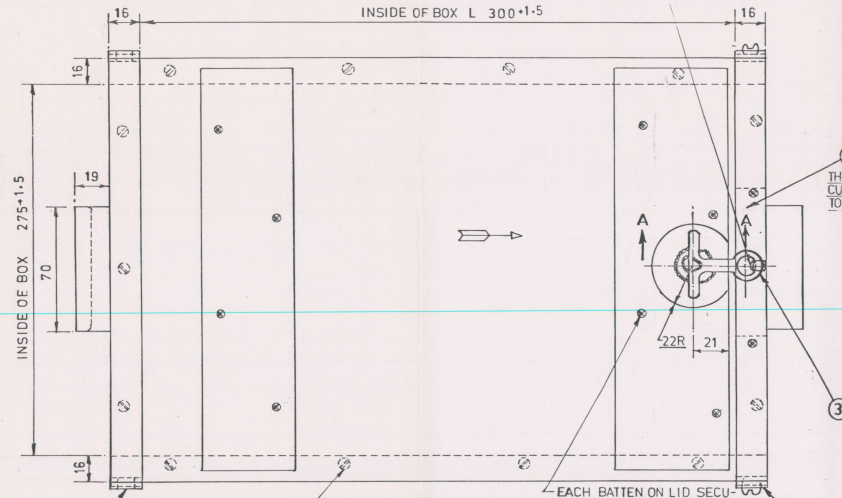

EACH BATTEN ON LID SECURED BY 4 NAILS, WIRE, IRON, ROUND SHANK 32 LG CLINCHED

BOTTOM SECURED BY 14 SCREWS 38 LG SCREW Nº 10 IF THE BOTTOM IS MADE OF TWO PIECES & JOINT IS NEAR THE CENTRE. EACH PIECE WILL BE SECURED BY TWO SCREWS AT EACH END KEEPING SCREWS 25 AWAY FROM JOINT THUSUSING 16 SCREWS IN ALL. IF THE BOTTOM IS MADE OF 3 PIECES THE END OF EACH INDIVIDUE PIECE OF TIMBER IS TO BE SECURED TO THE END OF BOX BY ONE SCREW ONLY.

LID ROUNDED AS SHOWN TO FACILITATE REMOVAL

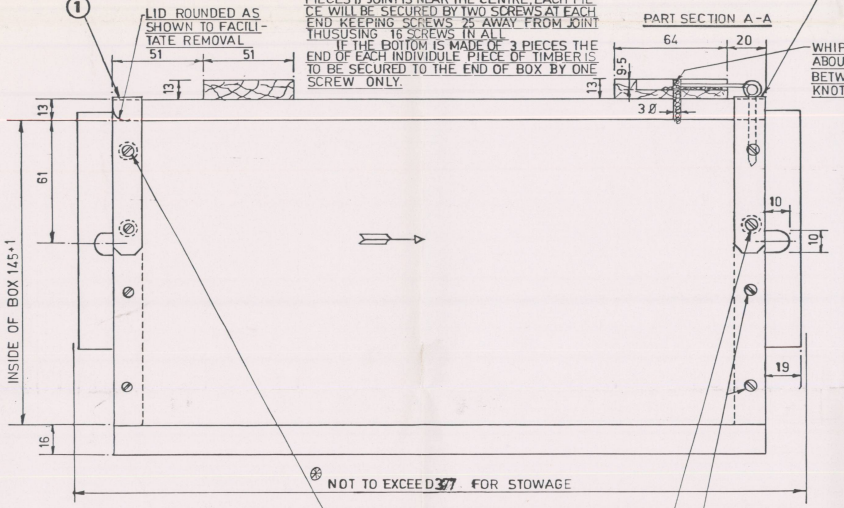

PART SECTION A-A

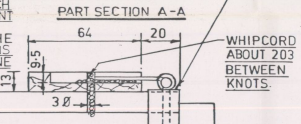

WHIPCORD ABOUT 203 BETWEEN KNOTS.

THIS LENGTH TO BE CUT OR ASSEMBLING TO SUIT BOX

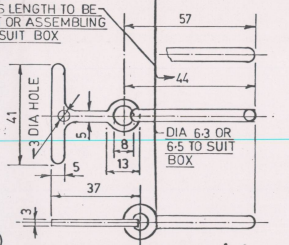

DETAILS OF HANDLE 'T'
BRASS OR MILD STEEL WITH PIN

BRASS OR MILD STIEL WITH PIN. WHEN MILD STEEL IS USED. THE STORE IS TO BE SUITABLY RUST PROOFED BY ANY APPROVED PROCESS.

STRIP OF HOOP IRON 1·6 mm THK SECURED BY 2 NAILS, FOR 32 LONG. THE NAILS ARE TO BE DRIVEN WELL HOME & ENDS WELL CLINCHED ON THE UNDERSIDE OF THE LID.

NOTE :-
STEEL, MILD, HOOP GALVANISED 25X1·25 mm THK, RECOVERED FROM UNSERVICEABLE S.A.A. BOXES MAY BE USED FOR STRENTHENING PLATE.

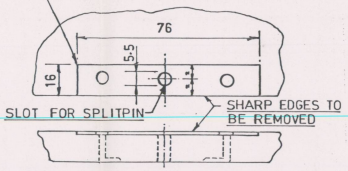

DETAIL OF STRENGTHENING PLATE
SWING CLAMP FASTENING

HANDLE ROPE 32 (CIRCUM) HEMP ROPE OR MANILLA ROPE OR ALTERNATIVELY JUTE OR SISSAL ROPE WITH MINIMUM BREAKING LOAD 3432 N. MAY BE USED CUT 711 IN LENGTH. ENDS SPLICED

IMPORTANT :-
SPLICE MUST BE 152 IN LENGTH.

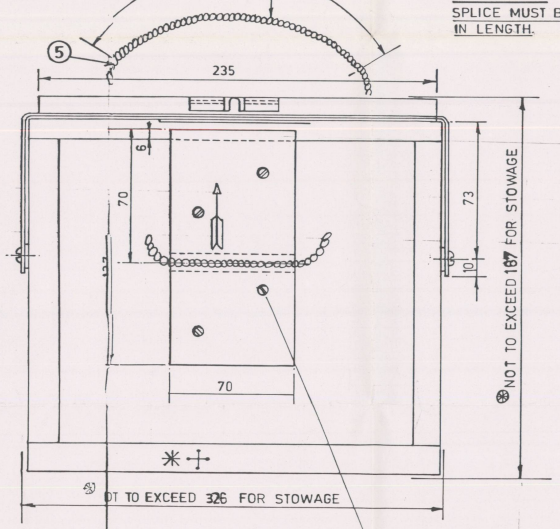

FIXED CLAMP, HOOP IRON, 2 mm THICK x 16 mm WIDE SECURED BY 4 SCREWS, WOOD, M.S C'SK HEAD, 44 mm LONG, SCREW Nº 10 WITH WASHERS, M.S. 2·5 mm THICK OR AS AN ALTERNATIVE TWO WASHERS 1·25 mm THICK IN LIEU OF EACH WASHER 2·5 mm THICK.

SWING CLAMP HOOP IRON 2 mm THICK x 16 mm WIDE SECURED BY 2 SCREWS WOOD MILD STEEL ROUND HEAD 44 mm LONG SCREW Nº 10 WITH WASHER M.S 2·5 mm THICK OR AS ON AN ALTERNATIVE TWO WASHERS 1·25 mm THICK IN LIEU OF EACH WASHER 2·5 mm TK. THE SLOT FOR SPLIT PIN TO BE OF THE SAME SIZE AS SHOWN ON THE STRENGTHENING PLATE.

EACH SIDE SECURED TO ENDS BY 4 SCREWS 44 LONG SCREW Nº 10. IF A SIDE IS MADE OUT OF MORE THAN ONE PIECE IT MAY BE NECESSARY TO USE TWO ADDITIONAL SCREWS ONE AT EACH END OF THE SIDE. THE SCREW SHOULD BE FIXED 25 mm AWAY FROM THE JOINT OF THE PIECES.

HANDLE CLEAT SECURED BY 4 SCREWS WOOD, M.S, C'SK HEAD 32 LONG SCREW Nº 10.

NOTES

FOR EXPLANATION OF DIMENSIONING ETC SEE ARDE NOTE SH Nº 1 DIRECTION OF GRAIN SHOWN THUS
JOINTS TO BE GROOVED CROSS TONGUED AND GLUED. NO PIECE TO BE LESS THAN 76 IN WIDTH. ENDS TO BE MADE OF ONE SINGLE PLANK.
ALL SCREWS AND NAILS TO BE TINNED OR SUITABLY RUST-PROOFED.
ALL STEEL FITTINGS TO BE GALVANISED OR SUITABLY RUST-PROOFED.
ALL SCREWS TO BE WOOD MILD STEEL, COUNTER SUNK HEAD.
ALL NAILS TO BE WIRE, IRON, ROUNDSUNK. DIA 2702·5.
FOR SCREW Nº REFERE TABLE Nº 1 OF IS 451-1961

MATERIAL

THE APPROOVED SPECIES OF TIMBERS TO BE USED ARE THOSE MENTIONED IN APPENDIX 'A' TO SPCN. IND/ME/883 (C) PROV. (AMENDED TO DATE) PRESSURE TREATMENT WITH APPROVED PRESERVANTIVE AS DESCRIBED IN SPECN. IND/ME/883 (C) PROV. (AMENDED TO DATE) IS NECESSARY. THE SURFACE FINISH OF THE WOOD WORK SHALL BE SMOOTH TO THE SATISFACTION OF THE INSPECTING OFFICER

ROPE HANDLE

THE ROPE HANDLE WILL BE ROTPROOFED BY TREATMENT WITH COPPER NAPHTHENATE.

PAINTINGS

THE BOX SHALL BE PAINTED ALL SIDES (INCLUDING THE BOTTOM) WITH PAINT OLIVE GREEN (IS C-220) BRUSHING OR SPRAYING TO SPECN I.S. 168-1965 (AMENDED TO DATE) OR ANY OTHER APPROVED PAINT.

TO BE BRANDED OR DIE STAMPED ON END IN IO TYPE.

✳ CONTRACTOR'S INITIALS OR RECOGNISED TRADE MARK
✝ YEAR OF MANUFACTURE

SCHEDULE OF COMPONENT

ITEM Nº	DESCRIPTION	Nº PER SET
1	FIXED CLAMP	1
2	SWING CLAMP	1
3	HANDLE 'T' WITH PIN	1
4	STRENGTHENING PLATE	1
5	ROPE HANDLE	2

SL.No.	DATE	AMENDEMENT	SIGN.
3	23·7·02	⊛ CHANGED 187 mm FROM 221 mm	
2	23·7·02	⊛ CHANGED 326 mm FROM 335 mm	
1	23·7·02	⊛ CHANGED 377 mm FROM 417 mm	

ORDNANCE FACTORY BHANDARA

BOX CARTRIDGE LTPE WOOD FOR PACKING 10 Kg CARTRIDGES LTPE 100 gm A (IN CARTONS)

DATE 8·5·2001	SCALE :- NTS
DRN	DRG NO.
TCD wahane s.r.	OFBa/PE/12
CHD	
APPROVED BY	FINAL APPROVAL