


### MACHINED COMPONENTS (GROUP -III)

SI No	LF No	Drawing No	Nomenclature
1	6106210094	172.27.106	CUP
2	6106210115	172.27.127-1	FLANGE
3	6106211055	172.28.001-2	CASE
4	6106211059	172.28.004-1	FLANGE
5	6106890331	172.28.004-3	FLANGE
6	6106211134	172.28.108-2	HOUSING
7	6106401039	172.40.045	TRAP OIL
8	6106401043	172.40.142	HOUSING RING REAR
9	6106401067	172.40.228	TRUST DISC
10	6101040058	172.40.325	THRUST DISK
11	6101040083	172.40.339-1	RING
12	6101040085	172.40.341	FRONT BODY OF RINGS
13	6101040086	172.40.342	OIL TRAP
14	6106402076	172.41.011	FILLER CAP
15	6106404019	175.43.003-1	CAP
16	6101043014	172.43.024	PACKING COVER
17	6106406033	172.45.015-A	CLAMP
18	6106407099	172.46.043-2	SUCTION PUMP COVER
19	6106407033	172.46.051-1	DELIVERY PUMP COVER
20	6106407056	172.46.087	COVER SUCTION PUMP
21	6106401108	175.40.009-2	FLANGE
22	6106401151	175.40.121	DISC THRUST
23	6106402016	175.41.036	OIL SEAL BODY
24	6106402017	175.41.037	BEARING HOUSING
25	6106402033	175.41.043	COVER
26	6106402037	175.41.053	BEARING HOUSING
27	6106402038	175.41.054	BODY SEAL OIL,ISSUE-6A,
28	6106402056	175.41.080	BEARING HOUSING
29	6106406179	175.45.016-1	BODY
30	6101041011	188.41.004	RING
31	6106401197	432.40.128	THRUST DISK
32	6106401201	432.40.144-2	BODY, RING FRONT
33	6106401029	432.40.011CB-2	RING HOUSING FRONT
34	6106404033	432.43.046	BUSHING
35	6106113054	434.23.041-1	COVER
36	6106402097	54.08.125-5	FAN DRIVE NECK SEAT




### MACHINED COMPONENTS (GROUP -III)

Sl no.	Nomenclature & drawing No.	Manufacturing technology & Testing / Inspection Facilities required to produce the item		Must be possessed by the vendor in his premises (P&M list and testing / inspection equipment list to be submitted)	May be possessed by the vendor in his premises or out sourced (Self declaration to be submitted)	FIRM Compliance (Y/N)	Remarks	
1	Components as per enclosed list of Machined Components (Group III) <i>Total items = 36 Nos</i>	TECHNOLOGY-1	Turning	CNC Turning machine suitable to accommodate component upto 200 mm diameter with 0.010mm accuracy				
			Milling & Drilling	HMC/VMC machine as per component requirement with 0.010mm accuracy				
			Grinding	Internal/ External /Surface grinding machine as per component requirement with 0.010mm accuracy				
		TECHNOLOGY-2	Heat Treatment		Carburising, Hardening, Induction Hardening & Tempering furnace with Oil quenching facility suitable to the components			
			Protection coating		Oxidising , Phosphating, Zinc chromatising, Hard Chromium Plant suitable to the components			
		TECHNOLOGY-3	Raw material		Firm should be capable to arrange the raw material like forging, casting, bar material etc as per drawing specification and standard.			

  
**(D.SATHISH KUMAR)**  
 WM/QA(NF& QMSC)


  
**(LUXMAN SINGH)**  
 WM/TRG-II,HT & EP

  
**(K.DURAIRAJ)**  
 JWM/Trans -II


Sl no.	Nomenclature & drawing No.	Manufacturing technology & Testing / Inspection Facilities required to produce the item		Must be possessed by the vendor in his premises (P&M list and testing / inspection equipment list to be submitted)	May be possessed by the vendor in his premises or out sourced (Self declaration to be submitted)	FIRM Compliance (Y/N)	Remarks
1	Components as per enclosed list of Machined Components (Group III)	TEST / INSPECTION-1	3D CMM	3D CMM 300 x 300 mm			
			Surface Roughness Tester		Surface Roughness Tester for Ra & Rz values		
			Gauges	Standard Gauges for checking Holes and threads suitable to the requirement of the components. Firm should submit the undertaking in this regard that they will create the facilities within 6 months from the date of receipt of order.			
			Measuring Instruments	Vernier Caliper, Groove Vernier, Radius gauge, Feeler Gauge etc. suitable to the requirement of the components			
		TEST / INSPECTION-2	Hardness measurement		Brinell / Rockwell Hardness Tester		


**Note : Justification for alternate facilities may be shared to prove that alternate facilities can be utilised to manufacture the item wherever the facilities are mentioned above are not available, but vendor has alternate facilities.**

  
**(D.SATHISH KUMAR)**  
 WM/QA(NF& QMSC)

  
**(J.P.SINGH)**  
 GM-OPERATIONS I

  
**(LUXMAN SINGH)**  
 WM/TRG-II, HT & EP

  
 AH to **(NEERAJ KUMAR)**  
 QA-RIG(OE)

  
**(K.DURAIRAJ)**  
 JWM/Trans -II

  
**(ANIMESH PAIK)**  
 DGM/CA, TRG & RG

PART No./DS CAT No

1015-003027

जो भी गई सही प्रति  
CERTIFIED CORRECT COPY OF  
मुद्रित रेखाचित्र की  
SEALED DRAWING AS ON

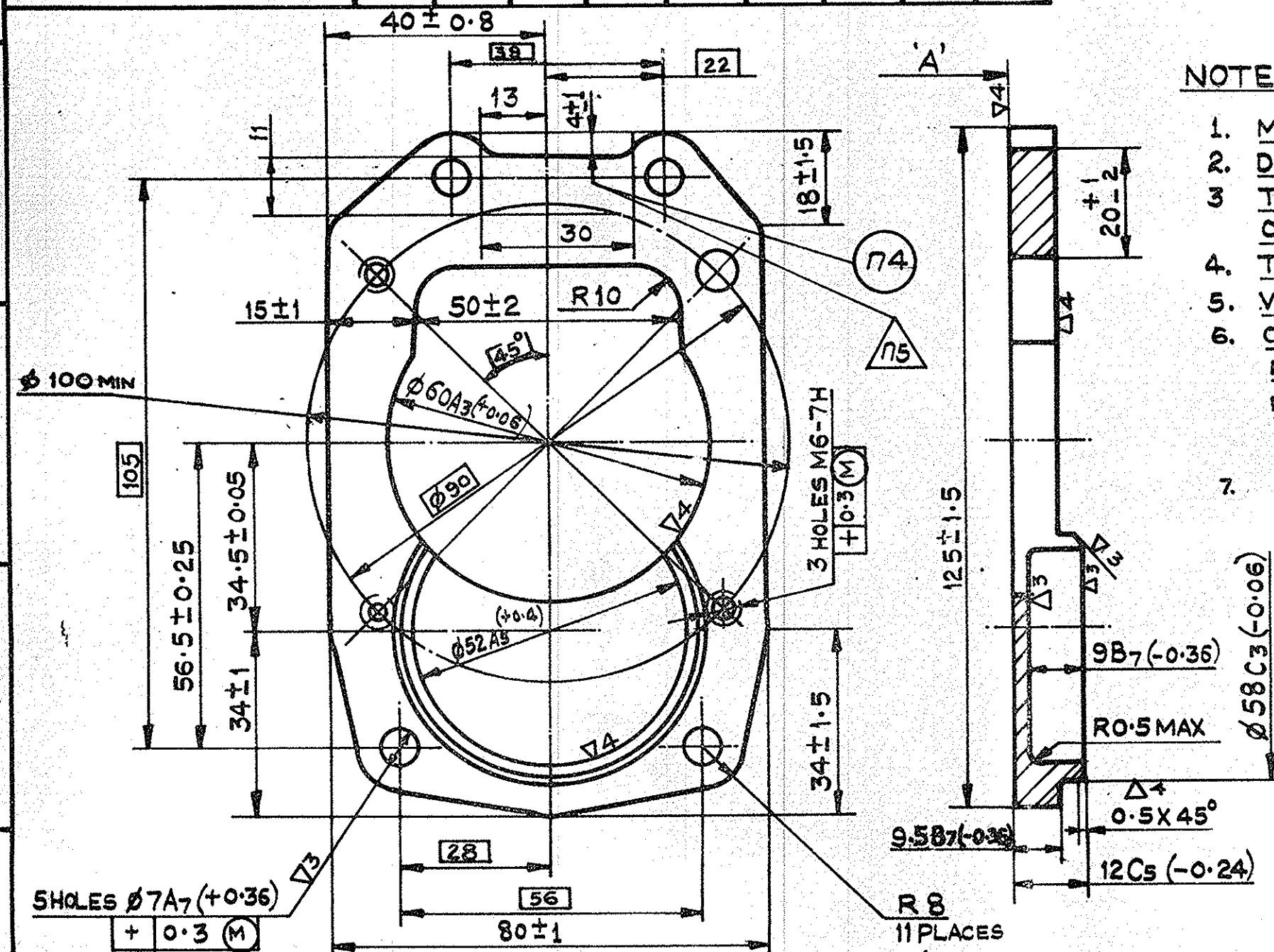
630

27/2/12  
कृते नियंत्रक गुणता  
FOR CONTROLLER OF QUALITY  
आश्वासन (के वा आ) अवदी चेन्नै  
ASSURANCE (AVA) AVADI CHENNAI, SA

NOTES :-

- MAY BE MANUFACTURED FROM ALLOY 1 GOST 4784-74.
- DRAFTS AND SHRINKAGE OF EDGES ARE ALLOWED.
- THREADED HOLES SHOULD BE COUNTER SUNK AT ANGLE OF 120° UP TO THREAD MAJOR DIAMETER ON SURFACE 'A'.
- TO BE STAMPED ON SURFACE 'A'.
- VARNISH/PAIN COATING IN COMPLIANCE WITH 175 TY 2-2.
- COATING OF SURFACES A, EXCEPT THE PLACE FOR ELECTRIC MOTOR AND FACES, PRIMER AK-070 OR K8-030. WHITE ENAMEL 115 OR WHITE ENAMEL 115-02. REQUIREMENTS AS PER 520 TY 5.
- BLACK SPOTS ARE PERMITTED ON PLANE A ALONG THE PERAMETER, EXCEPT THE SURFACE CIRCUMSCRIBED BY  $\phi 100$  MIN.

ALT MATL:- ALUMINIUM ALLOY DESIGNATION  
54300 GDE 'O' TO IS-737:1974.  
COATING:- VARNISHING & PAINTING.



GROUP No  
40001 KD

F125  
59

4.7.91	17088-W	DS CAT No ADDED	DRAWN:-	CHD:-	ASSY DRG:-	CQA(AVA) AVADI
4.9.89		RETRACED WITHOUT CHANGE	TRACED:-	CHD:-	DATE 14-2-86	
		PREV DC(i) Nos 16469-W & 16751-W/DT 25-3-89		AHSP	SCALE:- 1:1	
DATE	AUTHORITY	ZONE	NATURE	SIG AHSP	SIG DO	
AMENDMENTS			MATERIAL:- ALUMINIUM ALLOY AM 7 GOST 4784-74			DESIGN No.
DRG SEALED:- DC(i) No 16469-W			PROTECTIVE FINISH:-			PART No.
DATE 8-10-86			DO CQA(W)			172.27.127-1

FLANGE

फ्लेन्ज

DS CAT No.

1015-003027

HINDI NOMEN. ADDED.

18910-W  
20-10-03  
17923-W  
11-3-94  
ALT MATL & COATING  
NOTE ADDED.

17218-W  
6.2.92  
DIMMS 9.587(-0.36) WAS 9.585(-0.2)  
17163-W  
NOTE 6 AMENDED.