ASSEMBLY DRAWING OF

GLASS WITH 4mm THICK U-TYPE RUBBER BEADING

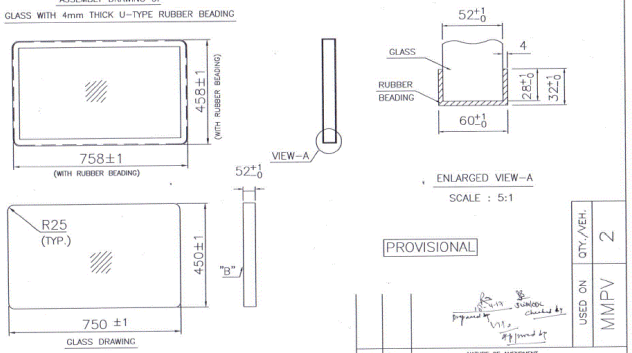

GLASS DRAWING

ENLARGED VIEW-A

SCALE : 5:1

PROVISIONAL

USED ON	QTY./VEH.
MMPV	2

ISSUE	APPRD.	NATURE OF AMENDMENT

AUTHE / USER / CHKD. / DRWN — NAME | SIGN | DATE

ORDNANCE DEVELOPMENT CENTER OFMK

DRG. NO: 700-10-1011

WINDSHIELD GLASS (WITH RUBBER BEADING)

SHEET NO | SCALE | WEIGHT

MATERIAL:

THIRD ANGLE PROJECTION

NOTE:
1. ALL DIMENSIONS ARE IN MM.
2. TOLERANCE ON UNSPECIFIED DIMENSIONS ARE ±1 mm.
3. REFER SPECIFICATION NO:ODC-OFMK/R&D/MMPV-03,DATED11/11/2009 FOR MATERIAL AND OTHER DETAILS.
4. B.P. GLASS TO BE SUPPLIED ALONG WITH U-TYPE RUBBER BEADING OF 4mm THICK DULY MOULDED ALONG PROFILE OF THE GLASS.
5. GLASS SHOULD GIVE PROTECTION AGAINST 7.62 DRAGNOV AND SAMPLE (500X500) SHOULD WITHSTAND THREE ROUNDS OF FIRE FROM 10 MTRS. DISTANCE.
6. GLASS SHOULD BE SPLINTER PROOF TYPE.
7. SPLINTER PROOF MATERIAL TO BE PROVIDED ON SURFACE "B" (AS SHOWN IN DWG.) SO AS TO MOUNT THE GLASS ON RIGHT SIDE OF THE VEHICLE.
8. NO SHARP EDGES SHOULD BE LEFT FOR SAFETY PURPOSE.

ASSEMBLY DRAWING OF

GLASS WITH 4mm THICK U-TYPE RUBBER BEADING

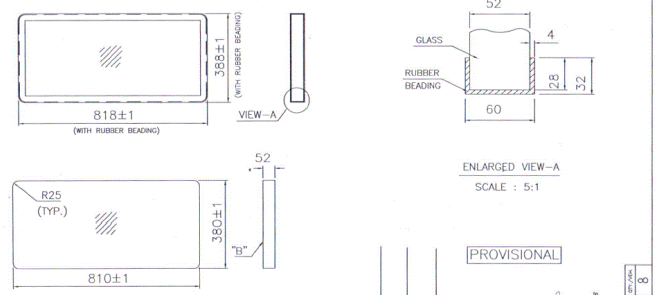

GLASS DRAWING

ENLARGED VIEW-A

SCALE : 5:1

PROVISIONAL

USED ON	QTY./VEH.
MMPV	8

ISSUE	APPRD.	NATURE OF AMENDMENT

AUTHE / USER / CHKD. / DRWN — NAME | SIGN | DATE

ORDNANCE DEVELOPMENT CENTER OFMK

DRG. NO: 700-10-1014

SIDE GLASS (WITH RUBBER BEADING)

SHEET NO | SCALE | WEIGHT

MATERIAL:

THIRD ANGLE PROJECTION

NOTE:
1. ALL DIMENSIONS ARE IN MM.
2. TOLERANCE ON UNSPECIFIED DIMENSIONS ARE ±1 mm.
3. REFER SPECIFICATION NO:ODC-OFMK/R&D/MMPV-03,DATED11/11/2009 FOR MATERIAL AND OTHER DETAILS.
4. B.P. GLASS TO BE SUPPLIED ALONG WITH U-TYPE RUBBER BEADING OF 4mm THICK DULY MOULDED ALONG PROFILE OF THE GLASS.
5. GLASS SHOULD GIVE PROTECTION AGAINST 7.62 DRAGNOV AND SAMPLE (500X500) SHOULD WITHSTAND THREE ROUNDS OF FIRE FROM 10 MTRS. DISTANCE.
6. GLASS SHOULD BE SPLINTER PROOF TYPE.
7. SPLINTER PROOF MATERIAL TO BE PROVIDED ON SURFACE "B" (AS SHOWN IN DWG.) SO AS TO MOUNT THE GLASS ON RIGHT SIDE OF THE VEHICLE.
8. NO SHARP EDGES SHOULD BE LEFT FOR SAFETY PURPOSE.

ASSEMBLY DRAWING OF

GLASS WITH 4mm THICK U-TYPE RUBBER BEADING

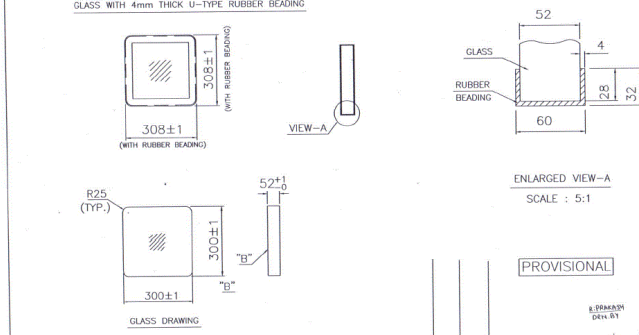

GLASS DRAWING

ENLARGED VIEW-A

SCALE : 5:1

PROVISIONAL

ISSUE	APPRD.	NATURE OF AMENDMENT

AUTHE / USER / CHKD. / DRWN — NAME | SIGN | DATE

ORDNANCE DEVELOPMENT CENTER OFMK

DRG. NO: 700-10-

REAR GLASS (WITH RUBBER BEADING)

MATERIAL:

NOTE:
1. ALL DIMENSIONS ARE IN MM.
2. TOLERANCE ON UNSPECIFIED DIMENSIONS ARE ±1 mm.
3. REFER SPECIFICATION NO:ODC-OFMK/R&D/MMPV-03,DATED11/11/2009 FOR MATERIAL AND OTHER DETAILS.
4. B.P. GLASS TO BE SUPPLIED ALONG WITH U-TYPE RUBBER BEADING OF 4mm THICK DULY MOULDED ALONG PROFILE OF THE GLASS.
5. GLASS SHOULD GIVE PROTECTION AGAINST 7.62 DRAGNOV AND SAMPLE (500X500) SHOULD WITHSTAND THREE ROUNDS OF FIRE FROM 10 MTRS. DISTANCE.
6. GLASS SHOULD BE SPLINTER PROOF TYPE.
7. SPLINTER PROOF MATERIAL TO BE PROVIDED ON SURFACE "B" (AS SHOWN IN DWG.) SO AS TO MOUNT THE GLASS ON RIGHT SIDE OF THE VEHICLE.
8. NO SHARP EDGES SHOULD BE LEFT FOR SAFETY PURPOSE.

ASSEMBLY DRAWING OF

GLASS WITH 4mm THICK U-TYPE RUBBER BEADING

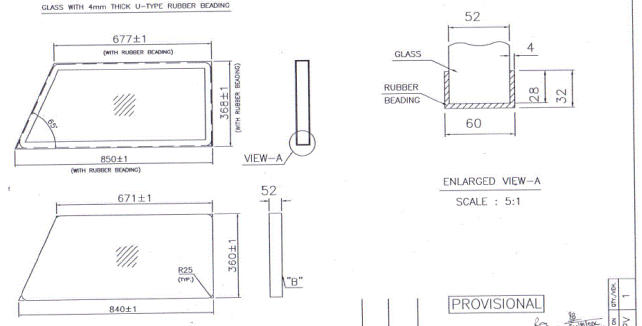

GLASS DRAWING

ENLARGED VIEW-A

SCALE : 5:1

PROVISIONAL

USED ON	QTY./VEH.
MMPV	1

ISSUE	APPRD.	NATURE OF AMENDMENT

AUTHE / USER / CHKD. / DRWN — NAME | SIGN | DATE

DRG. NO: 700-10-1013

CO-DRIVER SIDE GLASS

SHEET NO | SCALE | WEIGHT

NOTE:
1. ALL DIMENSIONS ARE IN MM.
2. TOLERANCE ON UNSPECIFIED DIMENSIONS ARE ±1 mm.
3. REFER SPECIFICATION NO:ODC-OFMK/R&D/MMPV-03,DATED11/11/2009 FOR MATERIAL AND OTHER DETAILS.
4. B.P. GLASS TO BE SUPPLIED ALONG WITH U-TYPE RUBBER BEADING OF 4mm THICK DULY MOULDED ALONG PROFILE OF THE GLASS.
5. GLASS SHOULD GIVE PROTECTION AGAINST 7.62 DRAGNOV AND SAMPLE (500X500) SHOULD WITHSTAND THREE ROUNDS OF FIRE FROM 10 MTRS. DISTANCE.

ASSEMBLY DRAWING OF

GLASS WITH 4mm THICK U-TYPE RUBBER BEADING

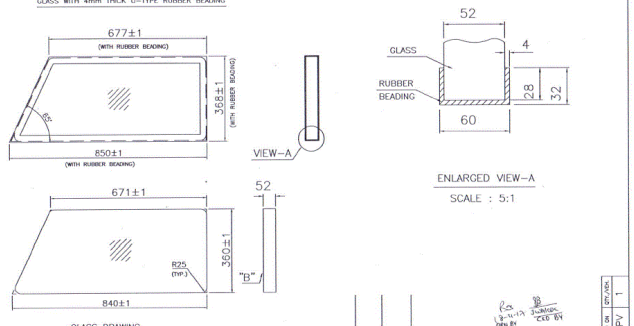

GLASS DRAWING

ENLARGED VIEW-A

SCALE : 5:1

USED ON	QTY./VEH.
MMPV	1

ISSUE	APPRD.	NATURE OF AMENDMENT

AUTHE / USER / CHKD. / DRWN — NAME | SIGN | DATE

DRG. NO: 700-10-1012

DRIVER SIDE GLASS

SHEET NO | SCALE | WEIGHT

NOTE:
1. ALL DIMENSIONS ARE IN MM.
2. TOLERANCE ON UNSPECIFIED DIMENSIONS ARE ±1 mm.
3. REFER SPECIFICATION NO:ODC-OFMK/R&D/MMPV-03,DATED11/11/2009 FOR MATERIAL AND OTHER DETAILS.
4. B.P. GLASS TO BE SUPPLIED ALONG WITH U-TYPE RUBBER BEADING OF 4mm THICK DULY MOULDED ALONG PROFILE OF THE GLASS.
5. GLASS SHOULD GIVE PROTECTION AGAINST 7.62 DRAGNOV AND SAMPLE (500X500) SHOULD WITHSTAND THREE ROUNDS OF FIRE FROM 10 MTRS. DISTANCE.

ANNEXURE 'A'

BULLET PROOF GLASSES FOR MPV 6X6

ITEM	DESCRIPTION	NO./VEH.	DRAWING NO.
1	WIND SHIELD GLASS (WITH RUBBER BEADING)	2	DRG. NO.-700-10-1011
2	DRIVER SIDE GLASS (WITH RUBBER BEADING)	1	DRG. NO.-700-10-1012
3	CO - DRIVER SIDE GLASS (WITH RUBBER BEADING)	1	DRG. NO.-700-10-1013
4	SIDE GLASS (WITH RUBBER BEADING)	8	DRG. NO.-700-10-1014
5	REAR GLASS (WITH RUBBER BEADING)	2	DRG. NO.-640-10-1015

per Sel"-14 has | vehicle as above.

Note:- Thickness of BP glasses are 52^{+1}_{-3} mm.

DIR/ODC

JWM/ODC