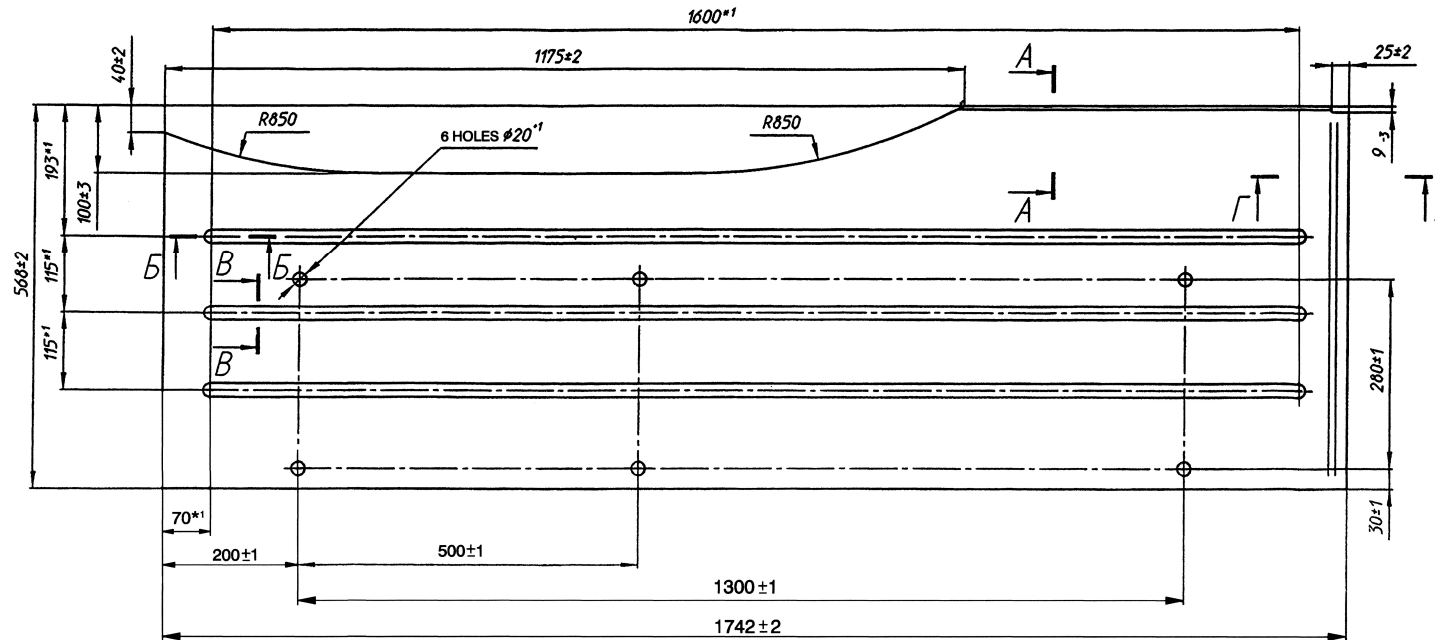


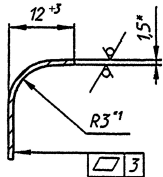
DRAWING NUMBER
175.04.102-2

SHEET No. 1 OF 1

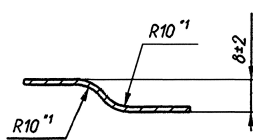
$\sqrt{Rz320 (\checkmark)}$



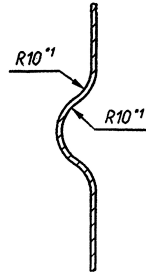
A-A(1:1)



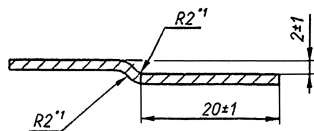
B-B(1:1)



B-B(1:1)



Г-Г(2:1)



1. CRACKS, TEARS AND CUTS SHOULD BE WELDED UP BY ARC WELDING IN GAS SHIELDED MEDIUM WITH SUBSEQUENT DRESSING UP TO SURFACE OF BASE METAL.
2. * DIMENSIONS FOR REFERENCE.
3. *± DIMENSIONS TO BE ENSURED BY TOOL.
4. REMAINING REQUIREMENTS ARE AS PER 520 Ty1.

DRAWING INDIANISED BASED ON RUSSIAN ORIGINAL. ISSUE - 12. VIDE NOTN. No. 188T.3.17.

COMMON TO T-72

SUPPLY CODE
U-01-1-1



SIZE A2

EST. WT. (Kg) TO BE STAMPED OR MARKED WHERE INDICATED THUS # (LETTERS)

ALL SHARP EDGES AND CORNERS TO BE REMOVED UNLESS OTHERWISE STATED MACHINED CORNERS TO HAVE R OUTSIDE R INSIDE EQUIVALENT CHAMFERS ARE PERMISSIBLE.

DRN	175.04.102-2	MATERIAL:- SHEET	USED ON:- 184.04.030cb-3Cb
CHD		1.5 GOST 19904-90	172.04.078cb-2Cb
APPD		K330B5-II-F-15 GOST 16523-97	
DATE	12.03.2019	CONTROLLERATE OF QUALITY ASSURANCE (HEAVY VEHICLES)	
SCALE:-		AVADI	
DIMENSIONS IN mm		TITLE:-	
TOLERANCE ON DIMNS UNLESS OTHERWISE STATED IS: 2102 - 69		FENDER MIDDLE L.H	
ALL THREADS TO CONFORM TO IS:4218.PART- 4		D S CAT NUMBER	DRAWING NUMBER
ISSUE	DATE	NATURE OF AMENDMENTS	175.04.102-2