

2

DWG NO Y25690A-00

SH 1

1

SHEET REV RECORD

ALL SHEETS ARE THE SAME REVISION

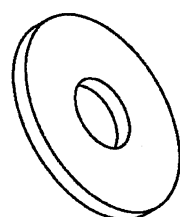
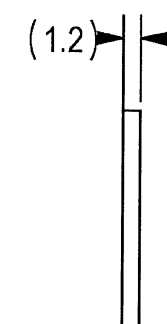
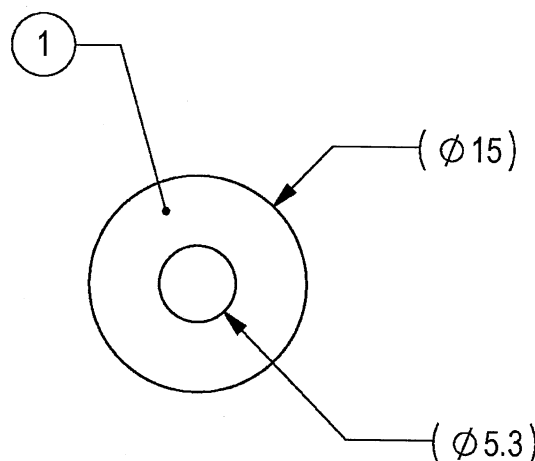
REVISION RECORD

REV	ECO	DESCRIPTION	DATE	APVD
--		Released	08-Oct-18	L. Goldshtein

THIS DOCUMENT AND THE INFORMATION CONTAINED IN IT ARE PROPRIETARY AND CONFIDENTIAL TO OFT. NO PERSON OR ENTITY IS ALLOWED TO COPY, REPRINT, REPRODUCE OR PUBLISH ANY PART OF THIS DOCUMENT, NOR DISCLOSE ITS CONTENTS TO OTHERS, NOR MAKE ANY USE OF IT, NOR ALLOW OR ASSIST OTHERS TO MAKE ANY USE OF IT UNLESS BY THE PRIOR WRITTEN EXPRESS AUTHORIZATION OF OFT AND THEN ONLY TO THE EXTENT AUTHORIZED. COPYRIGHT-OFT.

NOTES:

1. INTERPRET THIS DRAWING IAW ASME Y14.100M.
2. MATERIAL: WASHER FLAT M5 DIN9021 A4, (STAINLESS STEEL - FOR REFERENCE ONLY).
3. PAINT:
 - 3.1. PRIMER: LEAD AND CHROMATE FREE EPOXY PRIMER PER MIL-DTL-53022 THICKNESS: 25-40 MICRONS. OR EQUIVALENT APPROVED BY ELBIT.
 - 3.2. INTERMEDIATE: APPLY TWO LAYERS OF HIGH SOLID EPOXY POLYAMIDE PER MIL-PRF-22750 TYPE II CLASS H. EACH LAYER 30-50 MICRONS.
 - 3.3. TOP COAT: APPLY TWO LAYERS OF ALIPHATIC POLYURETHANE PER MIL-PRF-85285 OR MIL-C-83286 RAL 9016 MATT. EACH LAYER 30-50 MICRONS.
4. QUALITY ASSURANCE PROVISIONS:
 - 4.1. QUALITY ASSURANCE PROVISIONS FOR THIS ITEM PER RDMQD00012P.
5. PARENTHETICAL FIGURES ARE FOR REFERENCE ONLY.
6. PACKAGING AND PACKING: THE FINISHED PART SHALL BE PRESERVED AND PACKAGED IN ACCORDANCE WITH MANUFACTURER'S COMMERCIAL PRACTICE.
7. IDENTIFY PER MIL-STD-130 PARA 4.1.B, BY LABELING ITS CONTAINER WITH THE PART NUMBER. CHARACTERS 1.25 MM HIGH.



ALTERED ITEM DRAWING
SEE ATTACHED MEDIA
SEE SEPARATE PARTS LIST

UNLESS OTHERWISE SPECIFIED		SIGNATURE	DATE	ORDNANCE FACTORY TIRUCHIRAPPALLI	
DIMENSIONS ARE IN MM PER ASME Y14.5 - 2009		DRAWN	17/12/20		
TOLERANCES LINEAR ANGULAR		CHECKED		TITLE FOR: MECH.STRUCTURE ASSY	
		HOS/DDO	18/12	WASHER FLAT CRES M5 A4 ALT OF: 12.7MM SRCG	
1st ANGLE PROJECTION		OFFICER/PRODN		SIZE	CAGE CODE
		OFFICER/QC		B	2291A
PROJECT OFFICER		OFFICER/DDO		DWG NO	Y25690A-00
SURFACE TEXTURE IN MicroMeter				SCALE	5:1
				AUTOMATED DRAWING (SW)	
				SHEET 1 OF 1	

PLM Control A
EPDM DRAWING REV: A
EPDM MODEL REV: 1
EPDM MODEL STATUS: 1
EPDM MODEL NAME: Y25690A-00

2

OFT

ASSEMBLY PARTS LIST

Assembly Parts List For: Y25690A-00

Rev: -

Status: Released

Description: WASHER FLAT CRES M5 A4 ALT

FN	CMD	PART NUM	ECO	DESCRIPTION	MB	QTY	UIM	REF. DES./REMARKS	MFG. PN / CUSTOMER	LA	LI
1	HO	00161177N		WASHER FLAT CRES M5 5.3X15X1.2	P	1	Each		42323-BN1684-M5-A4-PSVT		

OFT

ASSEMBLY PARTS LIST

Assembly Parts List For: Y25690A-00

Rev: -

Status: Released

Description: WASHER FLAT CRES M5 A4 ALT

FN	CMD	PART NUM	ECO	DESCRIPTION	MB	QTY	UIM	REF. DES./REMARKS	MFG. PN / CUSTOMER	LA	LI
1	HO	00161177N		WASHER FLAT CRES M5 5.3X15X1.2	P	1	Each		42323-BN1684-M5-A4-PSVT		