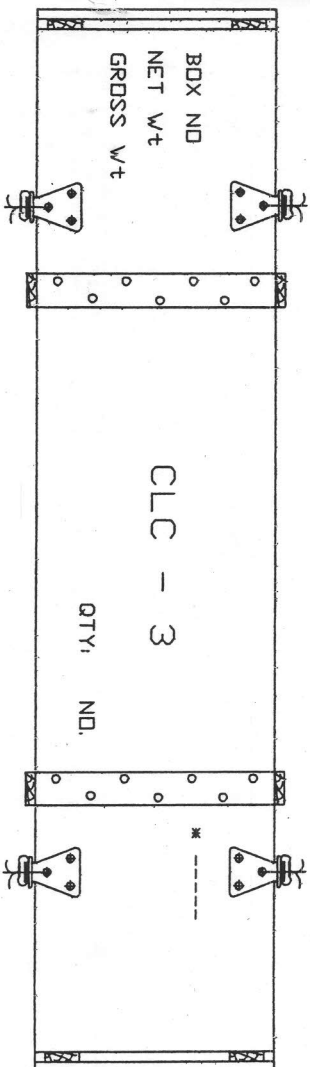
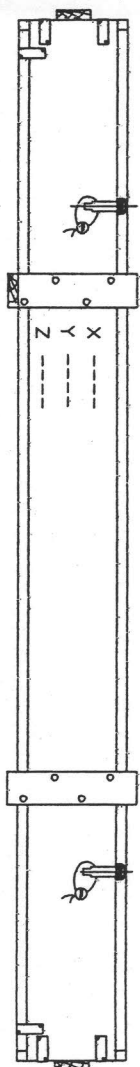




DRAWING CONVENTIONS CONFORM TO IS SPECIFICATION  
ON LID & DIMENSIONS IN MM



NOTES  
 BOX TO BE PAINTED FROM OUT SIDE WITH READY MIXED COLOUR OLIVE GREEN (IS:5 ISC:220) TO SPEC 168

NAME OF THE COMPONENT TO BE STENCILLED CENTRALLY ON TOP OF LID WITH READY MIXED PAINT YELLOW GOLDEN (IS:5, ISC 3562) TO SPEC IS:138 SIZE OF LETTERS 18X32H+X5THK \* NAME & ADDRESS OF THE CONSIGNEE TO BE STENCILLED AT RIGHT SIDE OF LID AND QTY ON BOTTOM PORTION OF LID WITH WHITE READY MIXED PAINT TO SPEC IS:138 AS SHOWN SIZE OF LETTERS 10X18H+X3THK

BOX NET WT & GROSS WT TO BE STENCILLED AT LEFT SIDE OF LID WITH WHITE READY MIXED PAINT TO SPEC IS:138 AS SHOWN SIZE OF LETTERS 10X16H+X3THK THE POSITION OF STENCILLING MUST BE EXACTLY AS SHOWN

FOR METHOD OF PACKING SEE HEMRL DRG HE/CAST 091 SH1 1

X - DENOTES INITIAL/MONOGRAM OF MANUFACTURER  
 Y - DENOTES MONTH/YEAR OF MANUFACTURE  
 Z - DENOTES BATCH NO/CONSIGNMENT NO/LOT NO  
 STENCILING TO BE DONE ON FRONT PLANK OF THE BOX WITH WHITE READY MIXED PAINT TO SPEC IS:138  
 SIZE OF LETTERS 10X18 H+X3THK

METHOD OF STENCILLING FOR :

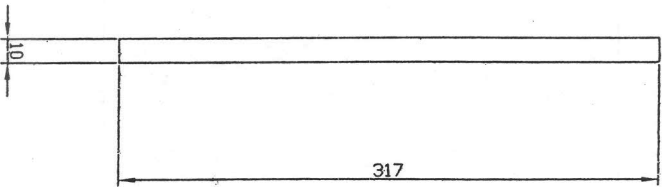
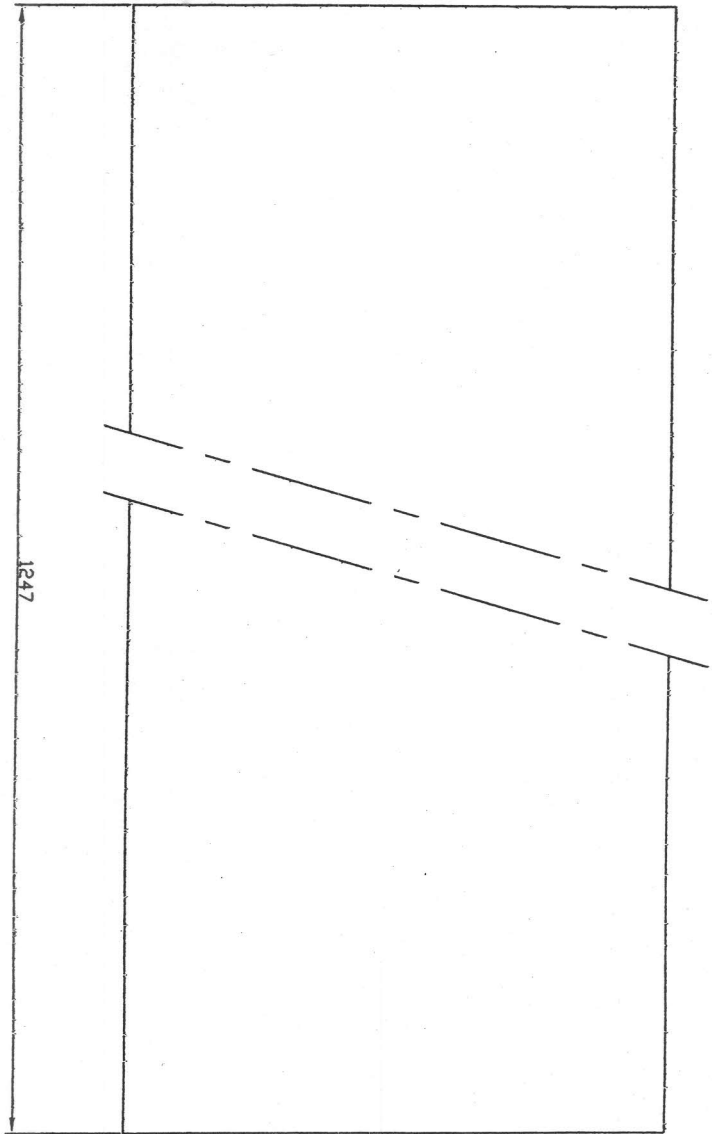
DRG. NO.	DATE	AUTHORITY	BRIEF RECORD	ZONE	C.D. SIGN	TRD.	COMP.	ASSY. DRG.
R						DRN. A.S.	CHD.	HEMRL DRG. HE/CAST 091
						CD.	SCALE: 1:1.5	DET. NO.
						APPROVED:	EST. MASS.	R SHTS. SH. NO. 2
						DATE: 25-03-2008	GAUGE SCHD.	DIS. CAT. NO.
						MATL. REF. COMPONENT DRG.		AHSP.

PACKING BOX FOR CLC-3 (FILLED)

8 7 6 5 4 3 2 1



NO PART DIMMS. ARE IN MM  
DRAWING CONVENTIONS CONFORM TO ISSPECIFICATION


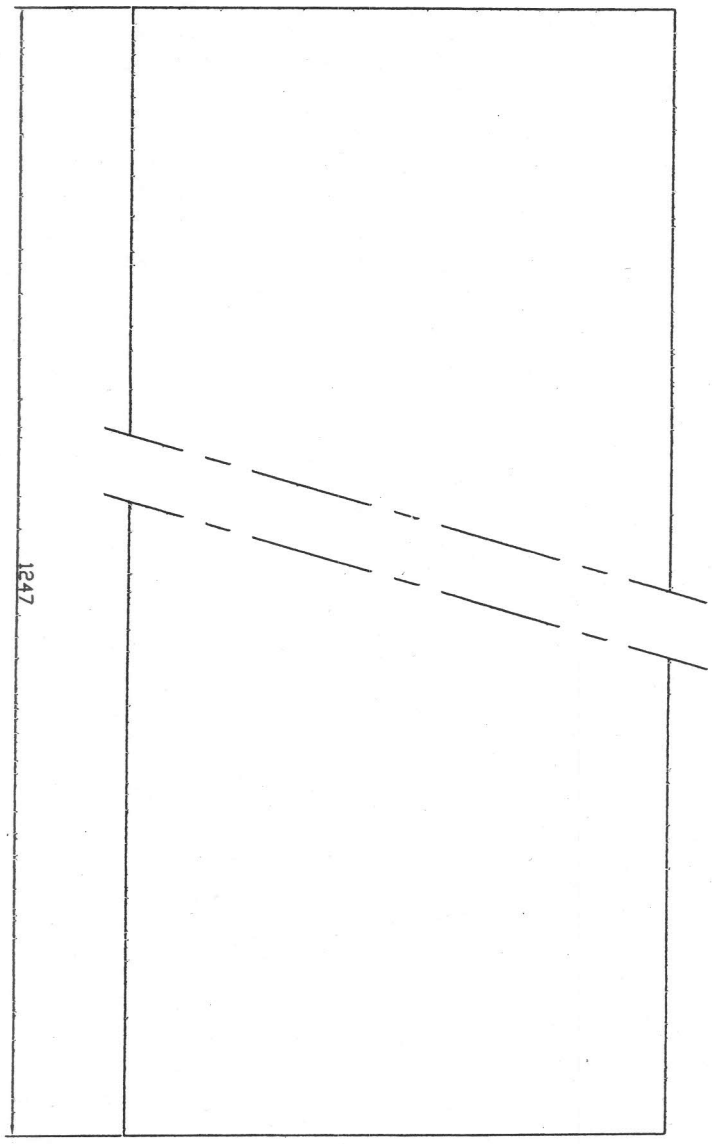


R. NO.	DATE	AUTHORITY	REVISION	ZONE	AHSP	DD	DRN. ALS	CHD.	TRD.	COMP.	ASSY DRG. HEMRL DRG HE/CAST 089 SHT1, 090 SHT1, 091 SHT1, 092 SHT1
					SIGN.						
DRGSEALED							APPROVED		C. D'WMAN	EST MASS:	HEMRL DRG HE/CAST 089
							MATERIAL: EXPANDED LINKED POLYETHYLENE FOAM		DATE: 25-03-2008	GAUGE SCHD.	DET No. 2
							PROTECTIVE FINISH: NA				SHTS: SHT.No.

BOTTOM PACKING SHEET

ON LTRD DIMNS. ARE IN MM

DRAWING CONVENTIONS CONFORM TO IS SPECIFICATION


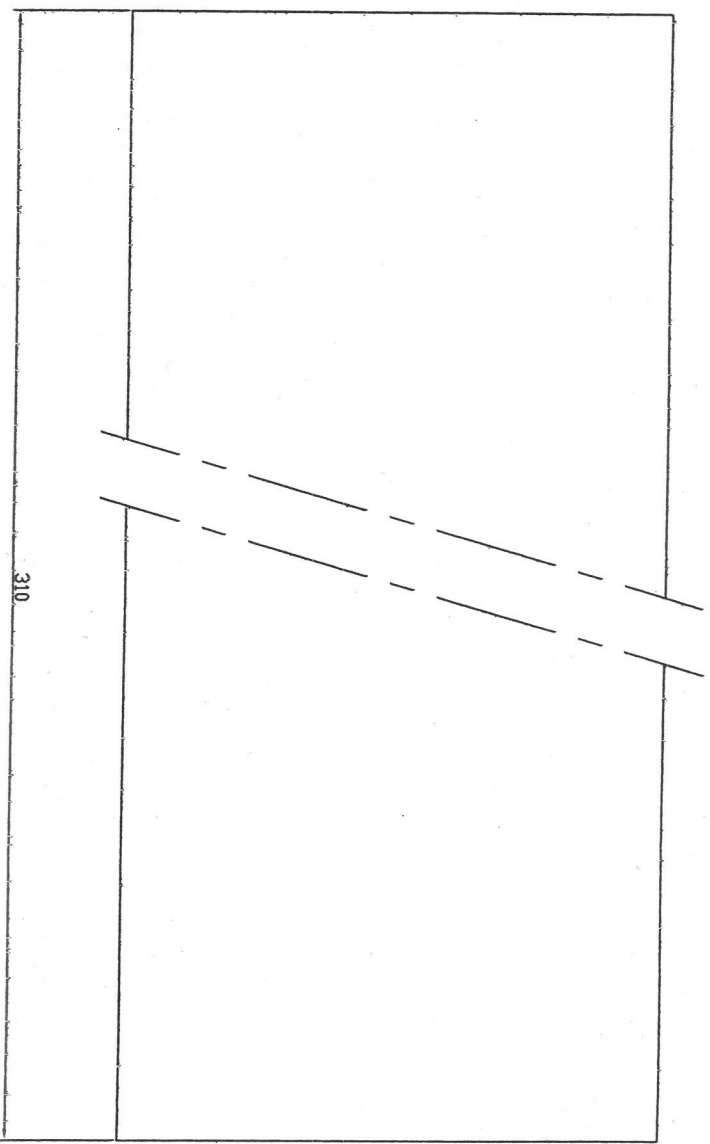


R ID	DATE	AUTHORITY	REVISION	ZONE	AHSP	DD	DRN. A.L.S.	CHD.	TRD.	COMP.	ASSY.DRG. HEMRL DRG HE/CAST 089 SHIT1, 090 SHIT1,091 SHIT1& 092 SHIT1	
					SIGN.			SCALE-- NTS	EST MASS:	DESIGNER'S REF		
RGSEALED							APPROVED	FOR DIRECTOR	DATE: 25-03-2008	GAUGE SCHED.	HEMRL DRG HE/CAST 089	
							MATL. EXPANDED LINKED POLYETHYLENE FOAM TD 1 IND/ME/1023 (PROV) DC ND, 3857 ME	PROTECTIVE FINISH: NA		DET No. 3 SHIT1 SHITNo.		
											PART NO	
											D.S.CAT.No.	
											AHSP.	

FRONT & REAR PACKING SHEET



DRAWING CONVENTIONS CONFORM TO ISSPECIFICATION  
 ON LTRD DIMNS. ARE IN mm



R. NO.	DATE	AUTHORITY	REVISION	ZONE	AHSP SIGN.	DD	DRN. ALS	CHD.	TRD.	COMP.	ASSY. DRG. HEMRL DRG HE/CAST 089 SHT1, 090 SHT1,091 SHT1& 092 SHT1	
							C D'WMAN	SPV D.D.	SCALE: NTS	EST MASSI	DESIGNER'S REF HEMRL DRG HE/CAST 089	
APPROVED							DATE: 25-03-2008	Gauge Schd.		DET No. 4		
MATERIAL: EXPANDED LINKED POLYETHYLENE FOAM TD, IND/ME/1023 (PRDVA) DC NO. 3857 ME							FOR DIRECTOR		PROTECTIVE FINISH: NA		SHTS: SHT.No.	

SIDE PACKING SHEET

DRG. SEAL


DISCAT. No.

AHSP.

ON LTRD DRAWING CONVENTIONS CONFORM TO ISSPECIFICATION

LIST OF COMPONENTS

S.No.	DESCRIPTION	DRG.No.	DET.No.	No.Off
1	CLC-3 HOLDING TRAY	HEMRL DRG HE/CAST 091	2	1
2	SIDE SUPPRT STRIP	HEMRL DRG HE/CAST 089	7	2

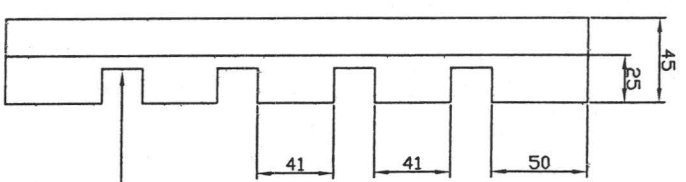
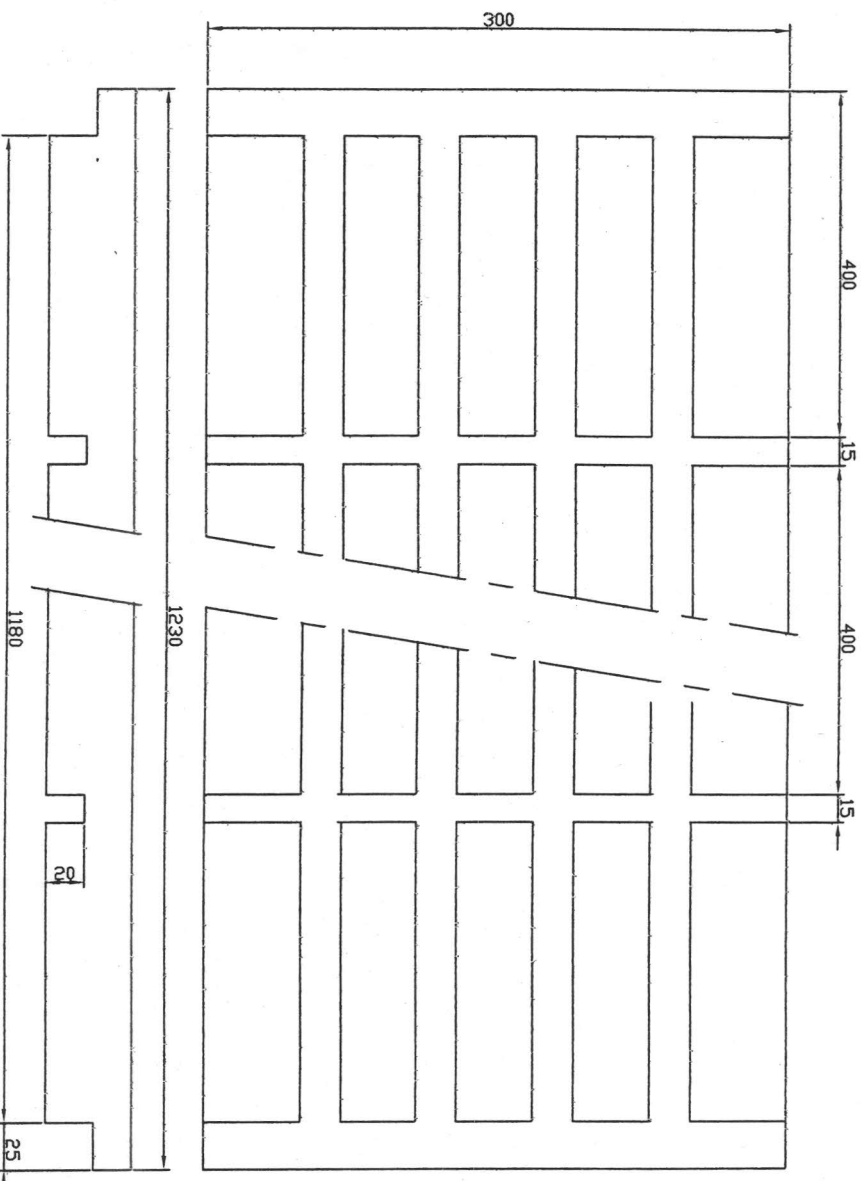


NOTE  
ITEM NO 2 TO BE PASTED TO ITEM NO 1  
BY USING FEVICOL SR 998 OR SUITABLE  
ADHESIVE MATERIAL

DRN. ALS	CHD.	TRD.	COMP.	ASSY.DRG. HEMRL DRG HE/CAST 091 SH11
C D/MAN	<i>S.P.</i>	SCALE- NTS		
APPROVED	<i>[Signature]</i>	EST MASS		
	FOR DIRECTOR	GAUGE SCHD.		
		DATE: 25-03-2008		
MATL. REF COMPONENT DRG				DESIGNER'S REF
PROTECTIVE FINISH- NA				HEMRL DRG HE/CAST 091
				DET No. 1
				SHTS  SHT.No.
				PART NO
				D.S.CAT.No.
				A.H.S.P.

CLC-3 HOLDING TRAY (SUB ASSY)

8 7 6 5 4 3 2 1  
 DRAWING CONVENTIONS CONFORM TO IS SPECIFICATION  
 UN LTRD DIMNS. ARE IN MM



4-SLOTS 19W X 18.5D  
 SPACED AS SHOWN

NOTE:  
 TO OBTAIN REQUIRED THICKNESS SHEETS  
 TO BE PASTED TOGETHER USING FEVICOL  
 SR 998 OR SUITABLE ADHESIVE MATERIAL

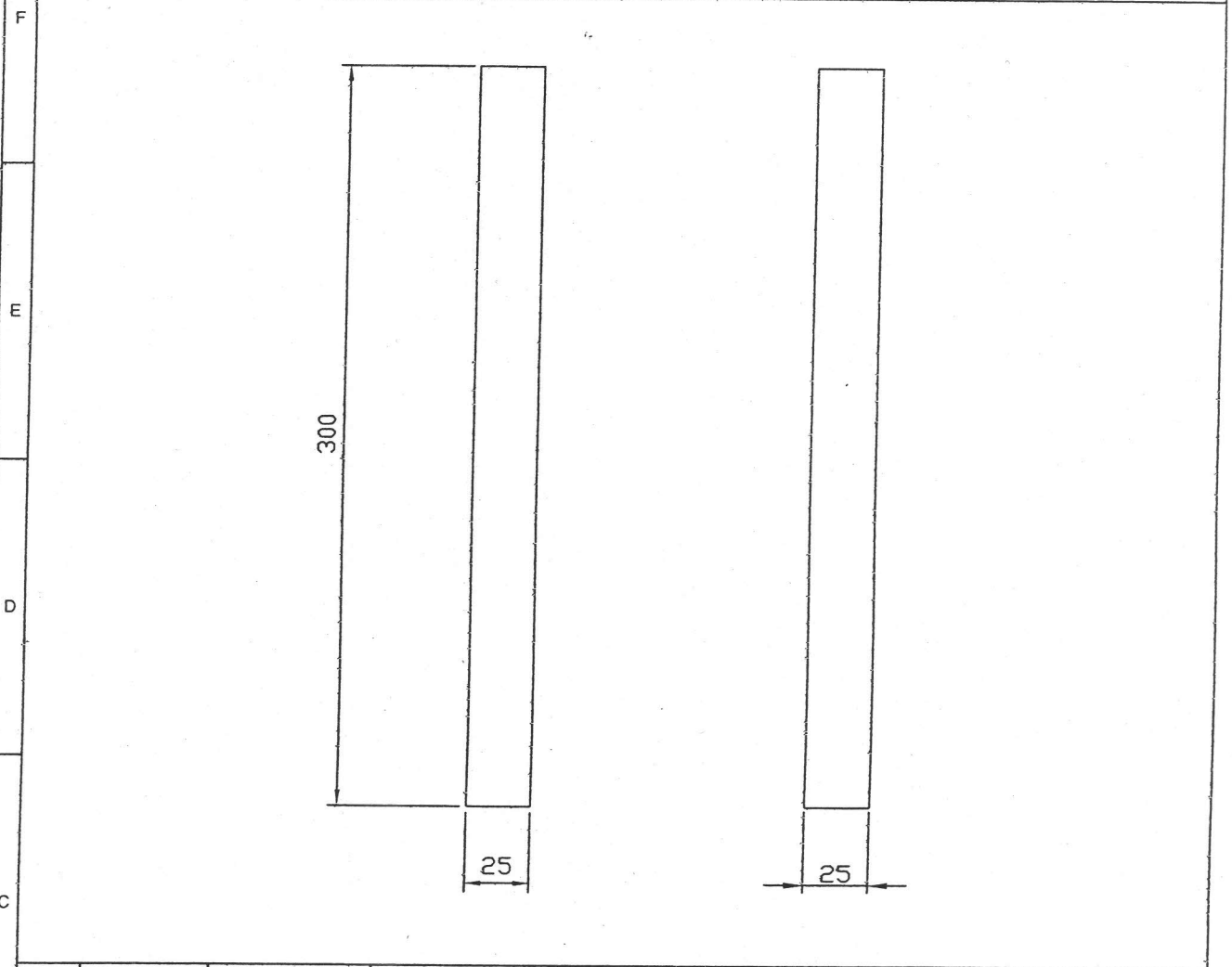
R. NO.	DATE	AUTHORITY	REVISION	ZONE	AHSP SIGN.	DD	DRN. ALS	CHD.	TRD.	CDMP.	ASSY. DRG. HEMRL DRG. HE/CAST 091/1
							C. D'YMAN	SCALE- NTS	EST MASS.		DESIGNER'S REF
APPROVED								DATE: 25-03-2008	GUAGE SCHD.		HEMRL DRG HE/CAST 091
MATERIAL: EXPANDED LINKED POLYETHYLENE FOAM								FOR DIRECTOR			DET. NO. 2
PROTECTIVE FINISH: NA											SHTS. SHIT. NO.
DRG. SEALED											D.SCAT. NO.
											AHSP.

CLC-3 HOLDING TRAY





4	3	2	1
PART No.		DRG. CONVENTIONS CONFORM TO IS: SPECIFICATIONS.	
DIMENSIONS ARE IN mm.			



R.No.	DATE	AUTHORITY	REVISION	ZONE	AHSP	D.O.
					SIG.	

DRG. SEALED:-

DRN. ALS	CHD.	TRD.	COMP.	ASSY. DRG. HEMRL DRG HE/CAST 089/5
C.D'MAN		<i>SPV3</i> O I/C D.O.	SCALE:- 1:2.5	
APPD.		<i>Hidwal</i> FOR DIRECTOR	EST.MASS:-	
			GAUGE SCHD:- DATE:-25-03-2008	

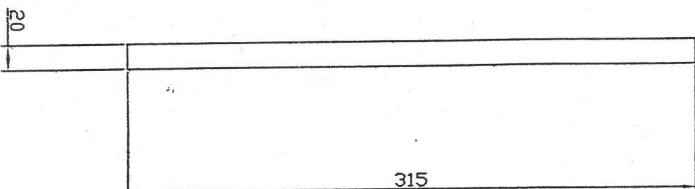
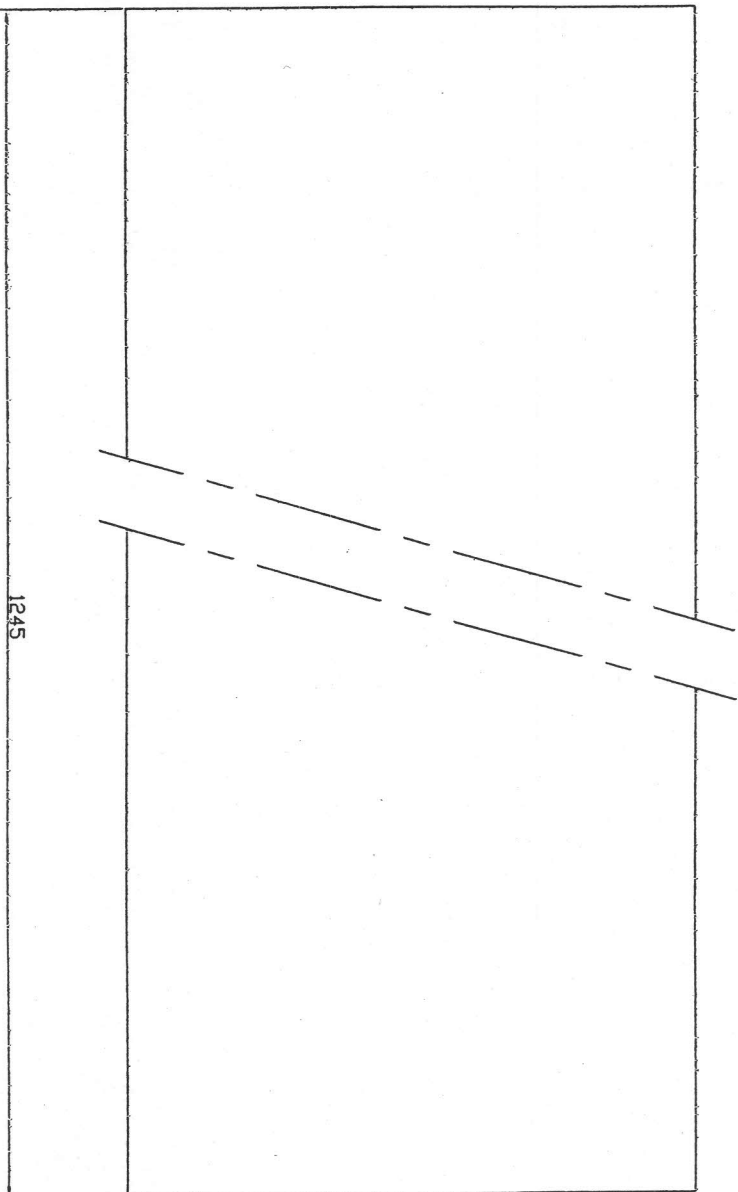
MATL: EXPANDED LINKED POLYETHYLENE FOAM TO : IND/ME/1023 (PROV) DC NO. 3857 ME	DESIGNER'S REF.
---	-----------------

PROTECTIVE FINISH:- NA	HEMRL DRG HE/CAST 089
------------------------	-----------------------

SIDE SUPPORT STRIP	DET NO 7	SHTS.	SHT.NO.
PART No.			
D.S.CAT No.			
AHSP:-			

DRAWING CONVENTIONS CONFORM TO IS SPECIFICATION

ON LRD DIMS. ARE IN mm



DRG. NO.	DATE	AUTHORITY	REVISION	ZONE	AHSP SIGN.	DD	DRN. ALS	CHD.	TRD.	COMP.	ASSY. DRG. HEMRL DRG HE/CAST 089 SHTL 090 SHTL 091 SHTL 092 SHTL
							C. D'AMAN	<i>[Signature]</i> D.D.	SCALE: - NTS EST MASS:		DESIGNER'S REF HEMRL DRG HE/CAST 089
							APPROVED <i>[Signature]</i> FOR DIRECTOR	GAUGE SCHD. DATE: 25-03-2008			DET No. 8 SHTS. SHT.No.
DRG. SEALED							MATL. EXPANDED LINKED POLYETHYLENE FOAM TD, IND/ME/1023 (PROV) DC NO. 3857 ME				D.S.CAT.No.
							PROTECTIVE FINISH NA				AHSP,

TOP PACKING SHEET

DRAWING CONVENTIONS CONFORM TO IS/SPECIFICATION  
 ON LVL DIMNS. ARE IN MM

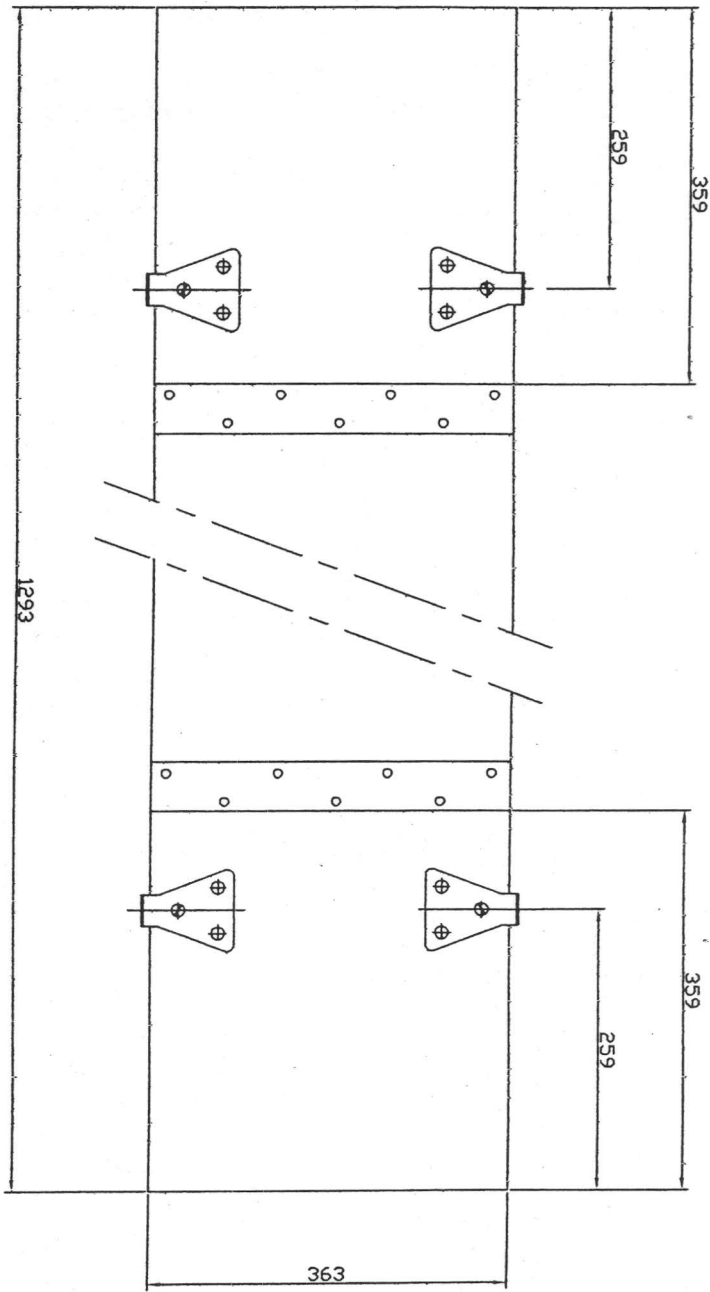


PLATE HOOK - 4NDS  
 DRG NO 1A-1053 SHT 5 (PART NO ISV 286)  
 SECURED TO LID BY 2-M S RIVETS FLAT HD  
 Ø4.76X20L TO IS: 2155 & BY 1 C'SK HD  
 WOOD SCREW NO 7X12L TO IS: 6760-1972 OR  
 ANY EQUIVALENT APPROVED LOCKING SYSTEM

2-BATTONS 363LX70WX23THK  
 ARE TO BE SECURED WITH NAILS  
 OF MS WIRE PLAIN HD Ø2.5X50L  
 TO IS: 723 AND CLINCHED

ALL SCREWS, NAILS & RIVETS SHOULD BE  
 GALVANISED  
 NAILS TO BE ROUND WIRE, MS PLAIN HD  
 TO SPEC IS/723-1972

TECHNICAL REQUIREMENT, AS PER SPEC IA948 (00)

DRN. ALS	CHD.	TRD.	CMF.	ASSY/DRG. HEMRL DRG HE/CAST 089 SHT1, 090 SHT1,091 SHT1 & 092 SHT1
C D'YMAN	SPV B DTZC D.D.	SCALE- NTS		
APPROVED	<i>[Signature]</i>	EST MASS.		
	FOR DIRECTOR	GAUGE SCHED.		
		DATE: 25-03-2008		
MATL. DECOR/SAL/CHR				
TD SPEC IND/ME/833 (4) PROV				
PROTECTIVE FINISH: NA				
DESIGNER'S REF				
HEMRL DRG HE/CAST 089				
DET No. 9				
PART NO				
SHTS. SHT.No.				
D.S.CAT.No.				
AH.S.P.				

DRG. SEALED

R. NO. DATE AUTHORITY

RIVISON

ZONE

AHSP DD SIGN

LID