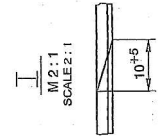
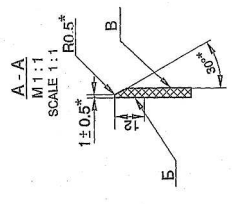
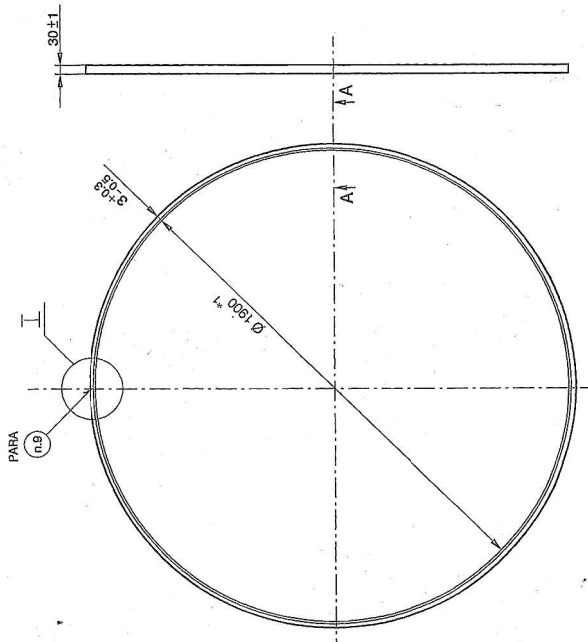


DRAWING NUMBER
172.12.032

SHEET No. 1 OF 1



Создано:
01.03.85
Исполнено:
01.03.85
Инженер: А.И.

1. * DIMENSIONS ARE TO BE ENSURED BY TOOL.
2. THE COMPONENT IS TO BE MANUFACTURED BY THE WAY OF EXTRUSION WITH SUBSEQUENT VULCANIZATION OF BUTT JOINT. AFTER VULCANIZATION BUTT JOINT IS TO BE DRESSED UP TO THE COMPONENT PROFILE. AFTER VULCANIZATION OF BUTT JOINT, ON THE SIDE OF SURFACE DEPRESSION FROM MOLD ARE NOT ALLOWED.
3. *1 DIMENSION FOR REFERENCE.
4. ON THE SURFACES OF THE COMPONENT, EXCEPT SURFACE 5 INCLUSIONS AND TRACES DUE TO FALLEN INCLUSIONS NOT EXCEEDING 0.5 mm ARE ALLOWED.
5. EDGES OF THE COMPONENT SHOULD BE UNIFORM WITHOUT SHOULDERS, TEARS, MAY BE ROUNDED OFF BY GRINDING.
6. NEGLECTIBLE CORRUGATION WHICH IS DISAPPEARED WHEN STRETCHING THE COMPONENT BY FORCE = 2 kg IS ALLOWED ALONG THE SECTION ON THE SIDE OF SURFACE BULGE EXCEEDING 1 mm IS NOT ALLOWED.
7. ON THE BUTT JOINT OF THE COMPONENT THE FOLLOWING ARE ALLOWED:
 - (a) SWELLING UP TO 0.5 mm.
 - (b) TRACES OF SPREADING OF RUBBER.
 - (c) FLASH NOT EXCEEDING 0.5 mm.
8. TENSILE STRENGTH OF BUTT JOINT SHOULD BE CHECKED BY FORCE 40 ± 1 kg (ONLY IN THE SUPPLIERS PLANT). IN THIS CASE EXPLOSION IS NOT ALLOWED. THE CHECKING SHOULD BE CARRIED OUT AS PER AGREED PROCEDURE ON 5% OF THE COMPONENT, BUT AT LEAST 3 PCS FROM THE BATCH.
9. TO BE MARKED ON THE TAG. THE NAME OF THE MANUFACTURING PLANT AND COMPONENT NUMBER MAY BE MARKED ON SURFACE 6 BY EMBOSSED TYPE AS PER 3 GOST 2830 - 62.
10. EXPANDED LENGTH OF THE COMPONENT IS 680 ± 30 mm.
11. OTHER REQUIREMENTS SHOULD BE AS PER SPECIFICATIONS TY 005216-75 CODE 254112.

DRN	Sd/	MATERIAL: RUBBER	USED ON:
CHD	Sd/	4326-1 TY 005 216-75	172 12 016 CCH
APD	Sd/		172 12 016 C5-01 C5
DATE	12.05.82	CONTROLERATE OF QUALITY ASSURANCE (HEAVY VEHICLES)	AVADA
SCALE:	1 : 10	TITLE:	
DIMENSIONS IN mm		DRAWING NUMBER	
UNLESS OTHERWISE STATED IS: 2102-89		D S CAT NUMBER	
ALL TEREADS TO CONFORM TO		DRAWING NUMBER	
A TARE OF A INCORPORATED/790/720H		172.12.032	
ISSUE DATE		NATURE OF AMENDMENTS	

PILOT SAMPLE SHOULD BE APPROVED BY A H S F BEFORE BULK PRODUCTION.

EST. WT. (60) TO BE STAMPED OR MARKED WHERE INDICATED HERE # (LAYERS)

ALL SHARP EDGES AND CORNERS TO BE REMOVED UNLESS OTHERWISE STATED. MACHINES CORNERS TO BE REMOVED. SURF. F. FINISH EQUIPMENT CHANGES ARE PERMISSIBLE.

40001 KD

COMMON TO T-90
REFLECTS 432 12 045-1, WIDE NOTN. No. 172M. 83° A° - 90, AL. No. 14/Z

DRG. CREATED BASED ON RUSSIAN ORIGINAL ISSUE-NIL.

09-01-88

18. JAN. 1988 (U.S. 1700)

42

SIZE A1