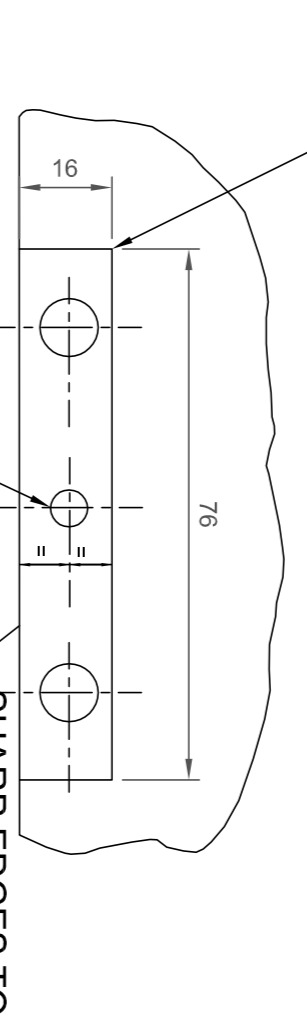


DRG CONVENTION CONFORM TO I.S. 696  
DIMENSIONS ARE IN mm OTHERWISE STATED

HANDLE "T" WITH SPLIT PIN 5 mm DIA 44 LONG. HOLE FOR PIN TO BE DRILLED AFTER ASSEMBLY AND PIN TO BE FAIRLY TIGHT FIT.

SERIAL NUMBER, MARK & D.S. CAT NO OF BOX TO BE BRANDED OR DIE STAMPED ON BOTTOM IN 25 & 13 mm TYPE RESPECTIVELY

STRIP OF HOOP IRON 1.6 mm THK SECURED BY 2 NAILS FOR 32 LONG THE NAILS ARE TO BE DRIVEN WELL HOME & ENDS WELL CLINCHED ON THE UNDERSIDE OF THE LID.  
NOTE :-  
SREEL, MILD, HOOP GALVANISED 25 X 1.25 mm THK, RECOVERED FROM UNSERVICEABLE S.A.A. BOXES MAY BE USED FOR STRENGTHENING PLATE

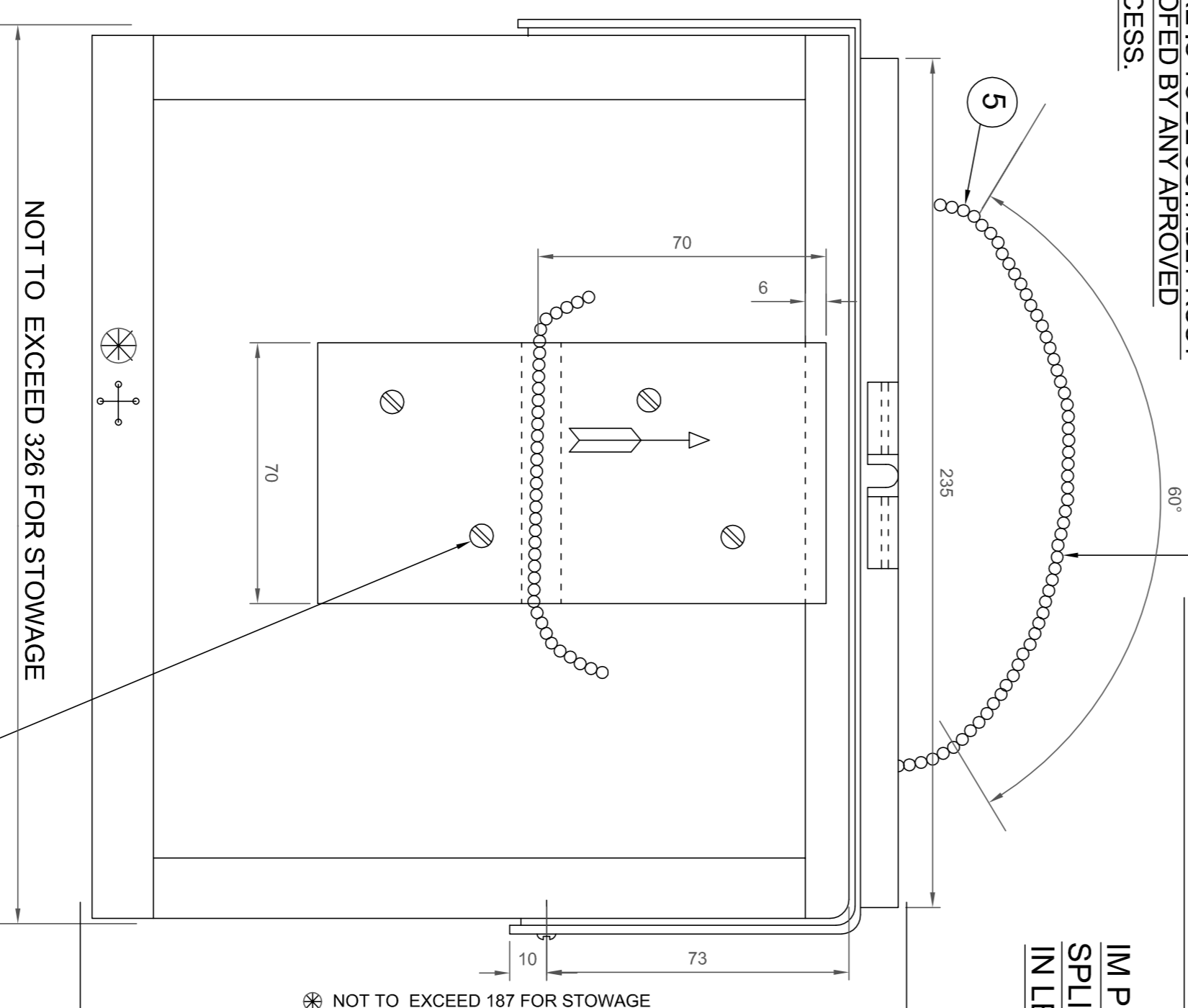
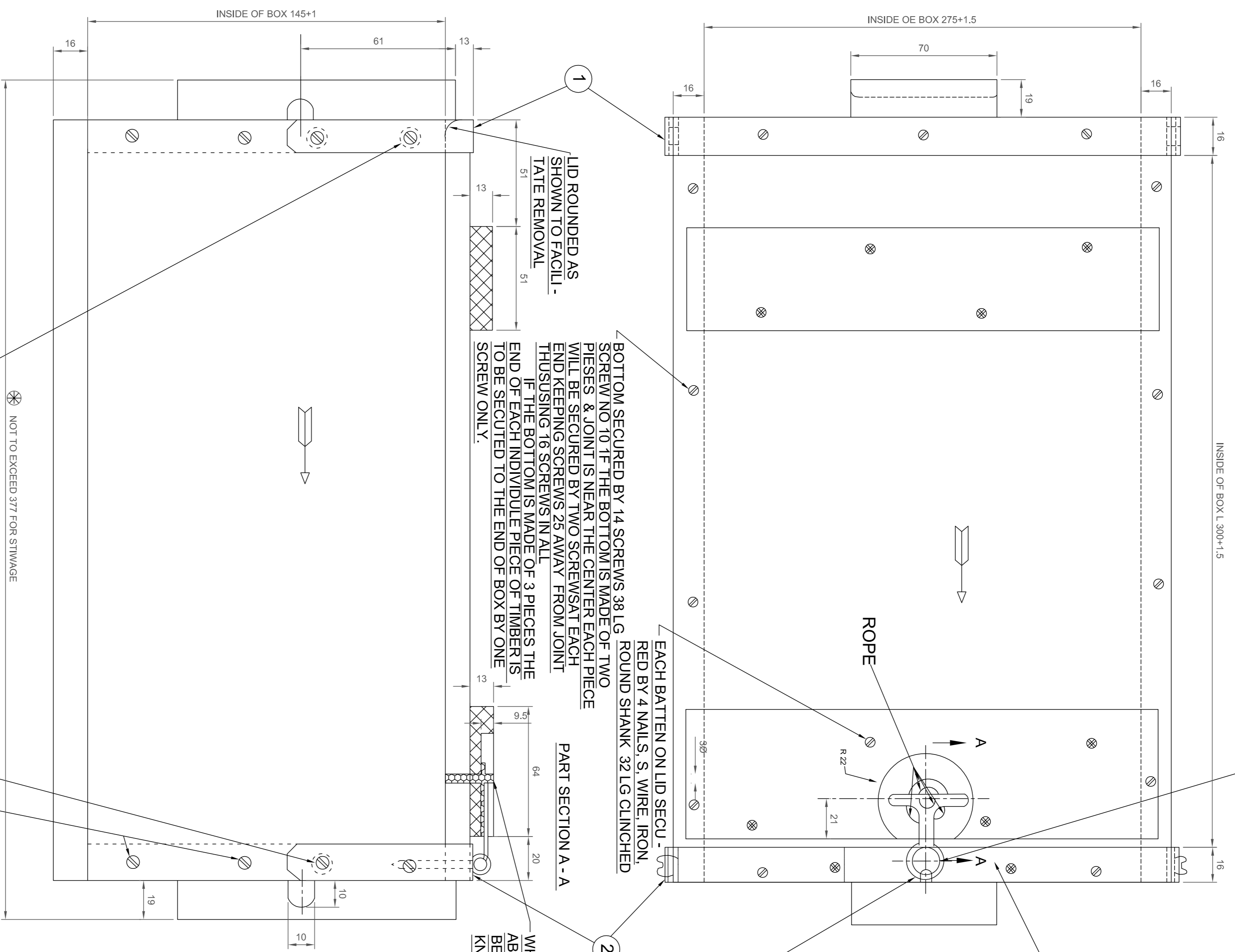


DETAIL OF STRENGTHENING PLATE SWING CLAMP FASTENING

DETAILS OF HANDLE "T" BRASS OR MILD STEEL WITH PIN WHEN MILD STEEL IS USED, THE STORE IS TO BE SUITABLY RUST PROOFED BY ANY APPROVED PROCESS.

HANDLE ROPE 32 (CIRCUM) HEMP ROPE OR MANILLA ROPE OR ALTERNATIVELY JUTE OR SISSAL ROPE WITH MINIMUM BREAKING LOAD 3432 N. MAY BE USED CUT 711 IN LENGTH. ENDS SPLICED

IMPORTANT :- SPLICE MUST BE 152 IN LENGTH.



NOT TO EXCEED 326 FOR STOWAGE

NOT TO EXCEED 187 FOR STOWAGE

HANDLE CLEAT SECURED BY 4 SCREWS WOOD, M.S. C SK HEAD 32 LONG SCREW NO 10

FIXED CLAMP, HOOP IRON, 2mm THICK X 16mm WIDE SECURED BY 4 SCREWS. WOOD MS C SK HEADS, 44mm LONG, SCREW NO 10 WITH WASHERS, M.S. 2.5MM THICK OR AS AN ALTERNATIVE TWO WASHERS, 1.25mm THICK IN LIEU OF EACH WASHER 2.5mm THICK OF EACH WASHER 2.5mm THICK.

SWING CLAMP HOOP IRON 2mm THICK X 16mm WIDE SECURED BY 2 SCREWS WOOD MILD STEEL ROUND HEAD 44 mm LONG SCREW NO 10 WITH WASHER MS 2.5mm THICK OR AS AN ALTERNATIVE TWO WASHERS, 1.25mm THICK IN LIEU OF EACH WASHER 2.5mm THICK THE SLOT FOR SPLIT PIN TO BE OF THE SAME SIZE AS SHOWN ON THE STRENGTHENING PLATE

EACH SIDE SECURED TO ENDS BY 4 SCREWS 44 LONG SCREW NO 10. IF A SIDE IS MADE OUT OF MORE THAN ONE PIECE IT MAY BE NECESSARY TO USE TWO ADDITIONAL SCREWS ONE AT EACH END OF THE SIDE. THE SCREW SHOULD BE FIXED 25mm AWAY FROM THE JOINT OF THE PIECES.

NOTES  
FOR EXPLANATION OF DIMENSIONING ETC. SEE ARDE NOTE SH NO 1 DIRECTION OF GRAIN SHOWN THUS →  
JOINTS TO BE GROOVED CROSS TO TONGUED AND GLUED. NO PIECE TO BE LESS THAN 76 IN WIDTH, ENDS TO MADE OF ONE SINGLE PLANK.  
ALL SCREWS AND NAILS TO BE TINNED OR SUITABLY RUST PROOFED. ALL STEEL FITTINGS TO BE GALVANISED OR SUITABLY RUST-PROOFED OR ALL SCREWS TO BE WOOD MILD STEEL, COUNTER SUNK HEAD ALL NAILS TO BE WIRE IRON ROUNDSUNK, DIA 2702.5 FOR SCREW NO REFERE TABLE NO 1 OF IS 451 - 1961

**MATERIAL**

THE APPROVED SPECIES OF TIMBERS TO BE USED ARE THOSE MENTIONED IN APPENDIX 'A' TO SPON. IND / ME/883(C)PROV. (AMENDED TO DATE ) PRESSURE TREATMENT WITH APPROVED PRESERVATIVE AS DESCRIBED IN SPECN. IND/ME/883 (C) PROV. (AMENDED TO DATE IS NECESSARY. THE SURFACE FINISH OF THE WOOD WORK SHALL BE SMOOTH TO THE SATISFACTION OF THE INSPECTING OFFICER

**ROPE HANDLE**

THE ROPE HANDLE WILL BE ROTPROOFED BY TREATMENT WITH COPPER NAPHTHENATE.

**PAINTINGS**

THE BOX SHALL BE PAINTED ALL SIDES, (INCLUDING THE BOTTOM) WITH PAINT OLIVE GREEN (IS - 220 ) BRUSHING OR SPRAYING TO SPECN I.S.168 - 1965 (AMENDED TO DATE ) OR ANY OTHER APPROVED PAINT.

TO BE BRANDED OR DIE STAMPED ON END IN 10 TYPE

\* CONTRACTOR'S INITIALS OR RECOGNISED TRADE MARK  
† YEAR OF MANUFACTURE

SCHEDULE OF COMPONENT		NO PER SET
1	FIXED CLAMP	1
2	SWING CLAMP	1
3	HANDLE "T" WITH PIN	1
4	STRENGTHENING PLATE	1
5	ROPE HANDLE	2

Sr.NO	DATE	AMENDMENT	SIGN
3	23.7.02	CHANGED 187mm FROM 221 mm	Sd/-
2	23.7.02	CHANGED 326mm FROM 335 mm	Sd/-
1	23.7.02	CHANGED 377mm FROM 417 mm	Sd/-

ORDNANED FACTORY BHANDARA		SCALE :- NTS	
BOX CARTRIDGE LT PE WOOD FOR PACKING 10 KG CARTRIDGES LTPE 100gm A (IN CARTONS)			
DATE	8.5.2001	DRG NO.	OF BA / PE/ 12
DRN	TED WAHANE S.R.	CHD	APPROVED BY
APPROVED BY		FINAL APPROVAL	