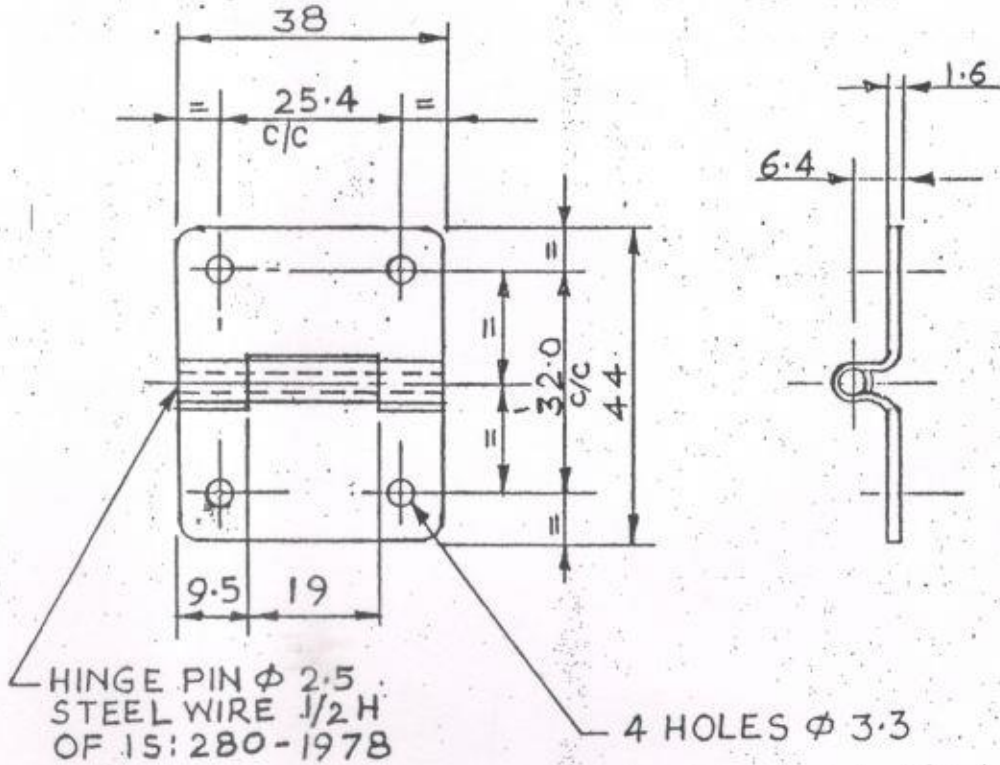


FOR EXPLANATION OF DIMENSIONING, ETC., SEE CQA(II) GUIDE, NO 001-1992
THIRD ANGLE PROJECTION
DIMENSIONS ARE IN mm.

(C)



FOR TRADE ONLY
Date of Issue 21/03/2020
Ref

FINISH:-
PHOSPHATED CLASS A2 TO
IS: 3618 -1966

HINGE

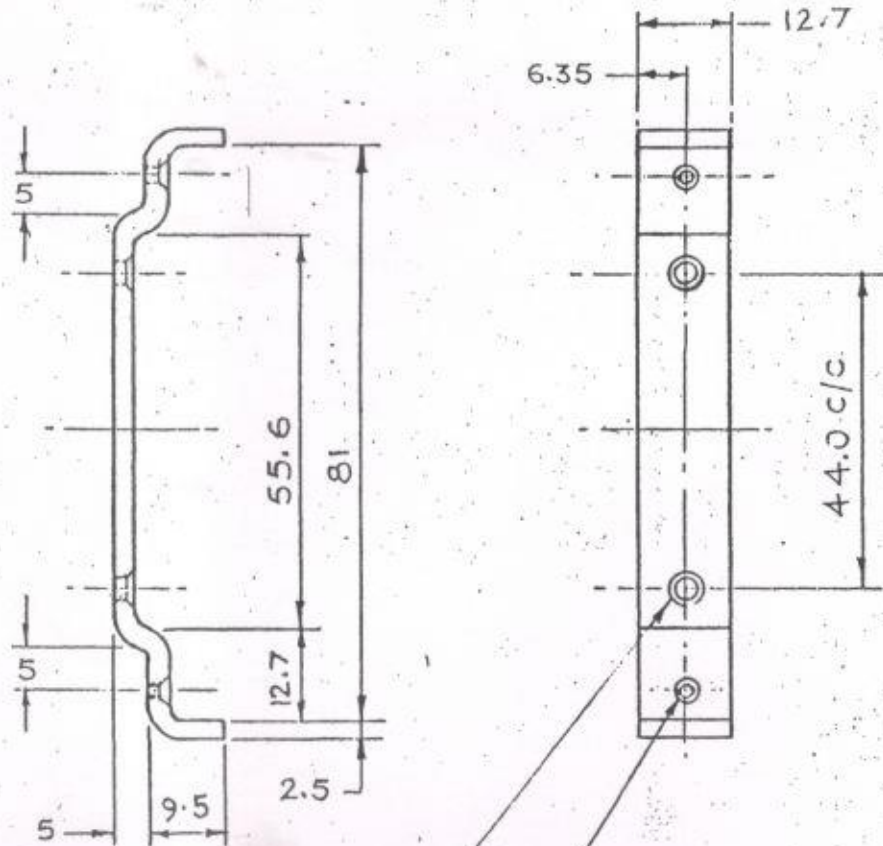
CAT/PT. No.
4933-000283

D.C.(I):- 611-I, 2539-I, 4091-I, 5589-I.
 DRG. UPDATED AT CQA(II) DEHRA DUN
 CHECKED: *[Signature]*
 DATE:- 22.7.92
 For QM II

		C.I.A. (F.C) 2434	
		DETAIL No. 1	
		DRAWN J.E.B	TRACED <i>[Signature]</i>
		CHECKED	
		M.R. 506 A	
		15 SHTS.	SHT. 6-
		SCALE:- NOT TO SCALE	SCALED C/11289 17.7.46
D.C.(I):- 5589-I. - UPDATED DRG, SEALED IN SUPERSESSION OF EXISTING ONE. <i>[Signature]</i>		15.9.92	
AMENDMENTS		DATE	
CASE, MORTAR SIGHT TESTING APPARATUS, MK I		13 DEC. 45	<i>[Signature]</i> FOR CIA
		DATE	

FOR EXPLANATION OF DIMENSIONING, ETC., SEE CQA(II) GUIDE NO. 001-1992
 THIRD ANGLE PROJECTION DIMENSIONS ARE IN mm.

(D)



2-HOLES, ϕ 2.5 C SK.
 0.8 DEEP AT 45°

2-HOLES, ϕ 3.3 C SK.
 1 DEEP AT 45°

FOR TRADE ONLY
 Date of Issue: 22/03/2022
 Rq-

PLATE

FINISH- ANODISED AC-5 TO IS:1868-1982

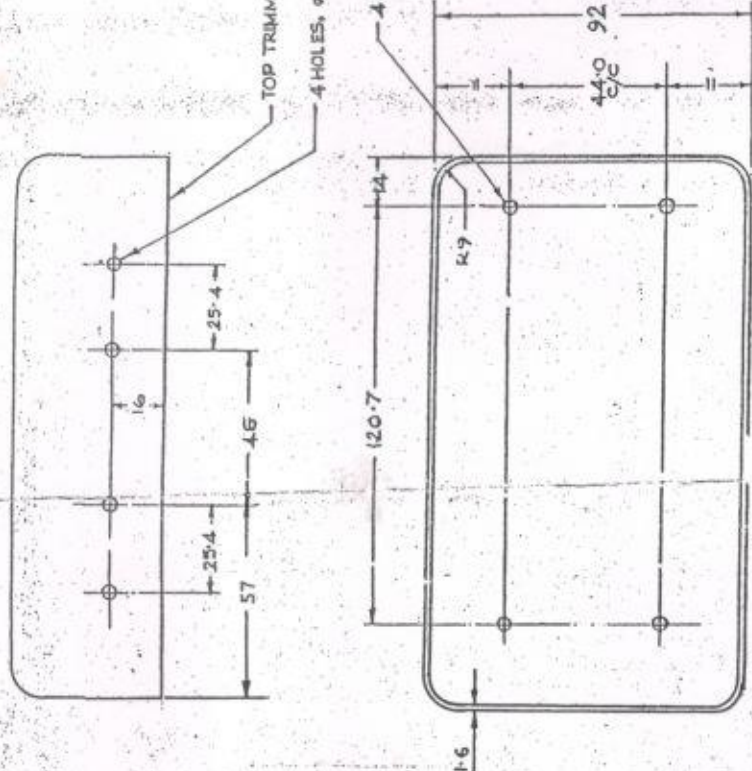
CAT/PT. No:
 4933-000283

DRG. UPDATED AT CQA(1) DEHRADUN.
 CHECKED - *[Signature]*
 DATE - 22.7.92
 D.C.(I):-611-I, 4091-I, 5589-I.
 For Q M II

		C.I.A. (F.C) 2434	
		DETAIL No.1	
		DRAWN <i>sd</i>	TRACED <i>sd</i>
		M.R. 586 A	
		15 SHTS	SHT. 7
		SCALE NOT TO SCALE	SEALED c/11289 17.7.46 <i>sd</i>
D.C. (I):-5589-I -- UPDATED DRG. SEALED IN SUPERSESSION OF EXISTING ONE. <i>[Signature]</i> 16.9.92		MATERIAL AL. ALLOY SHEET 64430 WP OF IS:737-1986	
AMENDMENTS	DATE	13 DEC.45	
CASE, MORTAR SIGHT TESTING APPARATUS, MK I		DATE	<i>sd</i> FOR CIA

FOR EXPLANATION OF DIMENSIONING, ETC., SEE COM(1) GUIDE NO 001-1992
THIRD ANGLE PROJECTION

(E)

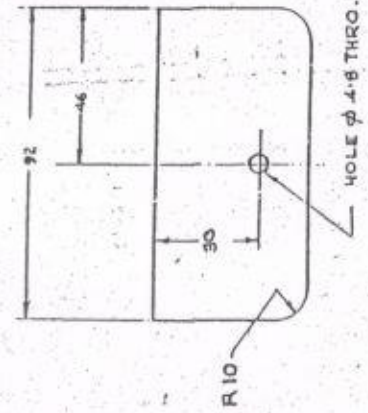


TOP TRIMMED FLAT & PARALLEL WITH BASE
4 HOLES, φ33 ONE SIDE ON ASSY. WITH PART C' (2-OFF)

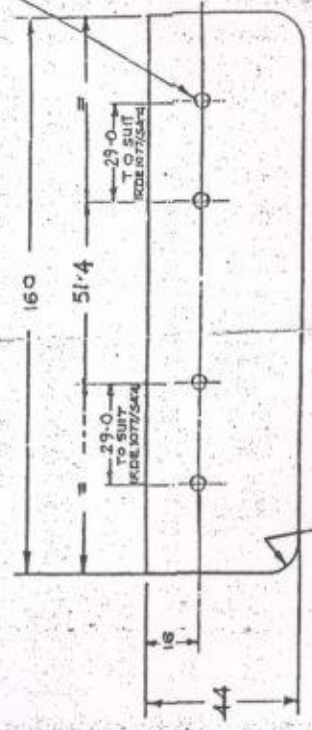
4 HOLES, φ33 IN CONJ. WITH PART D'

MATL :-
AL-ALLOY SHEET 64430WP
OF IS:737-1986
FINISH :-
ANODISED AC-5 TO
IS:1868-1982

FOR TRADE SHEET
Date of Issu. 07.03.2000



HOLE φ 4.8 THRO. BOTH ENDS.



(CASE)

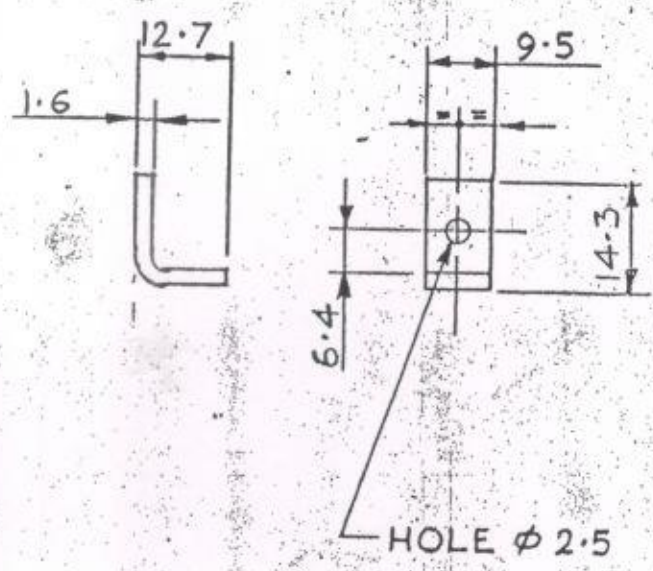
NOTES: AFTER WELDING TO PART 2

DWG. UPDATED AT CQA(1) D. DUN. CHECKED BY: *M. K.* DATE: 22-7-92 FOR QM II

CAT/PT. No. 4933-000283	C.I.A. (F.C.) 2434
DET. No. 1	DET. No. 1
DRAWN/TRACE/CHECKED	M.R. 586 A
15 SHEETS	SHEET-8
SCALE: NTS	SEALED
C/11289	17-7-46
MATL.:-	SEE ABOVE
D.C. (01)-589-E-UPDATED ONE SCALE IN SUPPLEMENTARY SHEET 16.9.92	DATE
AMENDMENTS	DATE
CASE-MORTAR SIGHT TESTING	DATE
5-4/1	5-4/1

FOR EXPLANATION OF DIMENSIONING, ETC., SEE CQA(II) GUIDE, NO 001-1992
 THIRD ANGLE PROJECTION
 DIMENSIONS ARE IN mm.

(F)



D.C.(I):- 4989-SS.A., 611-I, 4091-I, 5589-I.

DRG UPDATED AT CQA(II) DEHRA DUN
 CHECKED:- *[Signature]* CHECKED:- *[Signature]*
 DATE:- 22.7.92 For QM II

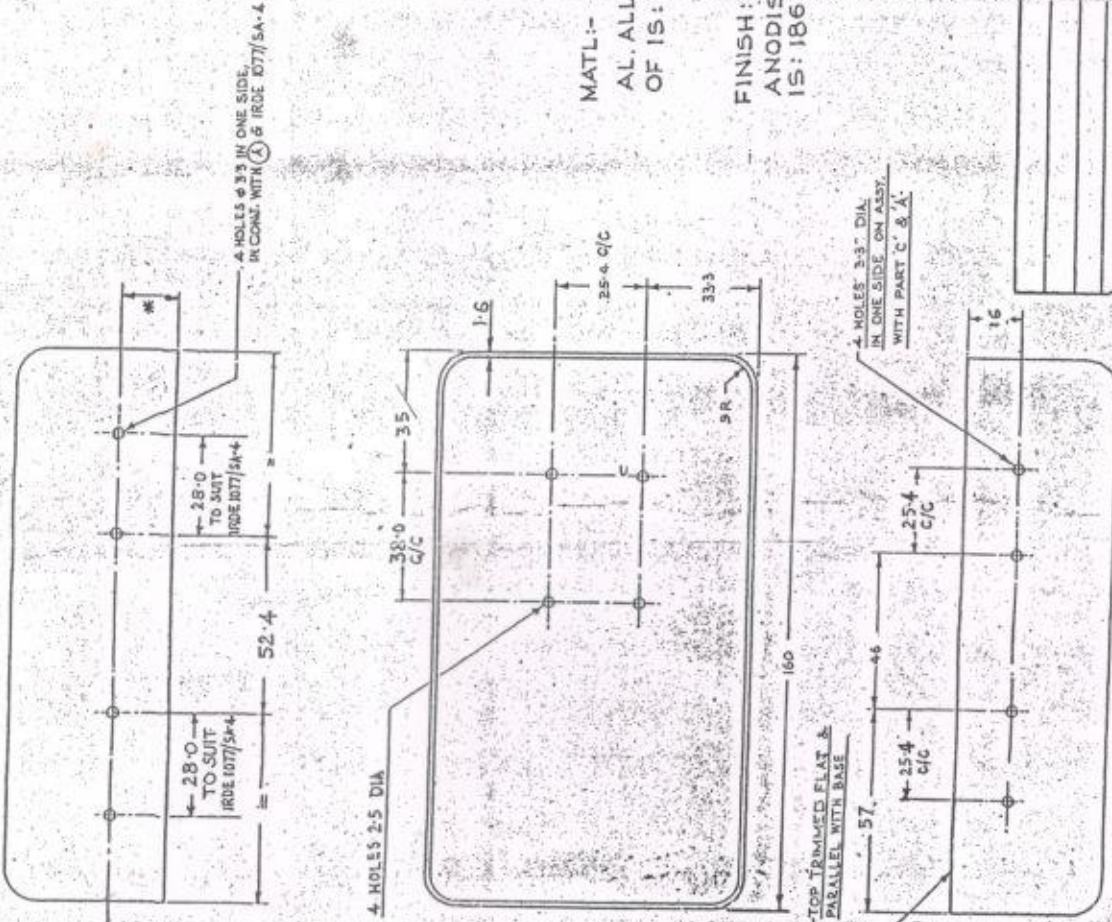
FINISH:- ANODISED AC-5 TO IS: 1868-1982

ANGLE

CAT/PT. No.
 4933-000283

		C.I.A. (F.C) 2434	
		DETAIL No.1	
	DRAWN JEB	TRACED MOB	CHECKED
		M.R. 586 A	
		15 SHEETS	SHEET 9
		SCALE:- NOT TO SCALE	SEALED C/11289 17-7-46
D.C. (I):- 5589-I. - UPDATED DRG. SEALED IN SUPERSESSION OF EXISTING ONE		16.9.92	MATL:- AL. ALLOY SHEET 64430 WP OF IS: 737-1986
AMENDMENTS		DATE	
CASE, MORTAR SIGHT TESTING APPARATUS, MK I		13 DEC. 45	sd/- FOR C.I.A

FOR EXPLANATION OF DIMENSIONING, ETC., SEE (QA)(I) GUIDE NO 001-1992
 THIRD ANGLE PROJECTION
 DIMENSIONS ARE IN MM.



* DIM. TO BE DETERMINED. IT MUST BE SUCH THAT FASTENER CASE IRDE 1077/SA-4, DRIVES EFFECTUALLY BRINGING THE TOP & LOWER HALVES TOGETHER.

DRAWN SHELL IDENTICAL WITH THAT USED FOR PART E

MATL:-
 AL. ALLOY SHEET 64430 WP
 OF IS: 737 - 1986

FINISH:-
 ANODISED AC-5 TO
 IS: 1868 - 1982

FOR 3 X 1/2 X 1/2 X 1/2
 Date of Issue: 02/03/2000
 Rgp

CASE

CAT/PART NO. 4933-000283	TRACED	CHECKED
C-1A(FQ 2434)	UNAPPR	DETAIL No.1
MR 586A	15 SHEETS	SHEET NO
SCALE:- NOT TO SCALE 1/1289	SEALED	C/11289
MATL:-	DATE	16.9.92
SIG	DATE	

CASE MORTAR SIGHT TESTING APPARATUS, MK.1

DATE: 15 DEC. 85 FOR C.I.A.