

2

DWG NO 019894A-00

SH 1

1

THIS DOCUMENT AND THE INFORMATION CONTAINED IN IT ARE PROPRIETARY AND CONFIDENTIAL TO OFT. NO PERSON OR ENTITY IS ALLOWED TO COPY, REPRINT, REPRODUCE OR PUBLISH ANY PART OF THIS DOCUMENT, NOR DISCLOSE ITS CONTENTS TO OTHERS, NOR MAKE ANY USE OF IT, NOR ALLOW OR ASSIST OTHERS TO MAKE ANY USE OF IT UNLESS BY THE PRIOR WRITTEN EXPRESS AUTHORIZATION OF OFT AND THEN ONLY TO THE EXTENT AUTHORIZED. COPYRIGHT-OFT.

GENERAL TOLERANCES (FREE SIZE TOLERANCES) PER DIN 7168-m							
LINEAR DEVIATION				ANGULAR DEVIATION			
0.5	6	30	120	10	50	120	400
UP TO 6	UP TO 30	UP TO 120	UP TO 400	UP TO 10	UP TO 50	UP TO 120	UP TO 400
±0.1	±0.2	±0.3	±0.5	±1°	±30'	±20'	±10'
ABOVE 400 MM SEE SPEC DIN 7168-m							

SHEET REV RECORD

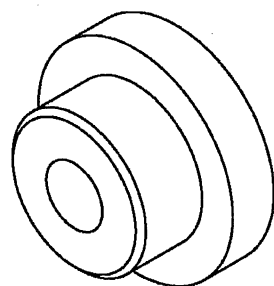
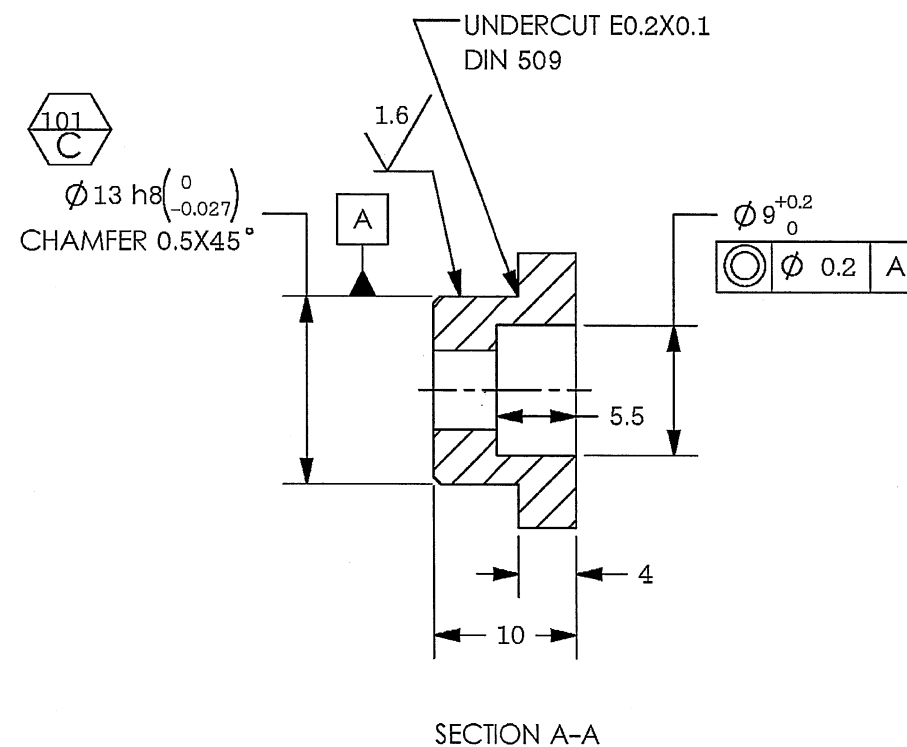
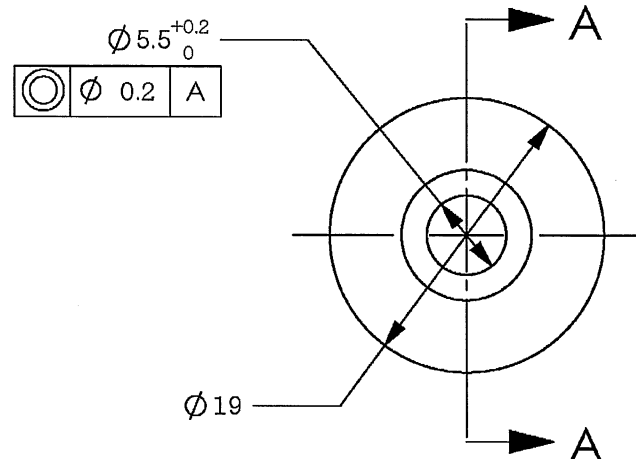
ALL SHEETS ARE THE SAME REVISION

REVISION RECORD

REV	ECO	DESCRIPTION	DATE	APVD
01		Freeze	11-Sep-08	
02		Freeze	08-Nov-09	
03		Restricted	13-Dec-09	
--	T00120	Identical To Previous Released	20-Sep-18	L. Goldshtein

NOTES:

- INTERPRET THIS DRAWING IAW ASME Y14.100M.
- MATERIAL: STEEL ALLOY SAE 4340 PER SAE-AMS-S-5000. (EQUIVALENT STEEL IS PERMITTED AFTER ELBIT APPROVAL).
- HEAT TREATMENT: QUENCH AND TEMPER ENTIRE PART; HARDNESS 35±4 HRC.
- DEBURR AND REMOVE SHARP EDGES APPROX. 0.3X45°.
- GENERAL TOLERANCES ACCORDING TO DIN 7168-m.
- BLACK OXIDE CLASS 1 PER MIL-DTL-13924.
- QUALITY ASSURANCE PROVISIONS:
 - QUALITY ASSURANCE PROVISIONS FOR THIS ITEM PER RDMQD00012P.
 - MAJOR CHARACTERISTIC NO. 101.
- PACKAGING AND PACKING: THE FINISHED PART SHALL BE PRESERVED AND PACKAGED IN ACCORDANCE WITH COMMERCIAL PRACTICE.
- IDENTIFY PER MIL-STD-130 PARA 4.1.B, BY LABELLING ITS CONTAINER WITH THE PART NUMBER. CHARACTERS 3.2 MM HIGH.



WEIGHT: 0.01 Kg

UNLESS OTHERWISE SPECIFIED		SIGNATURE	DATE	<p>ORDNANCE FACTORY TIRUCHIRAPPALLI</p>	
DIMENSIONS ARE IN MM PER ASME Y14.5M -1994		DRAWN	1/9/20		
TOLERANCES		CHECKED		TITLE	
LINEAR	ANGULAR	HOS/DDO	3/9/20	BASE STOP A	
SEE NOTE 5	SEE NOTE 5	OFFICER/PRDN		FOR: TRAVERSE ASSY	OF: 12.7MM SRCG
1ST. ANGLE PROJECTION		OFFICER/QC		SIZE	CAGE CODE
		OFFICER/DDO		B	2291A
SURFACE TEXTURE IN MICRO M				DWG NO	019894A-00
				SCALE 2/1	
PROJECT OFFICER				SHEET 1 OF 1	

PLM Control

SEE ATTACHED MEDIA

2

1