

41978

7490305201

2

DWG NO Y29413A-00

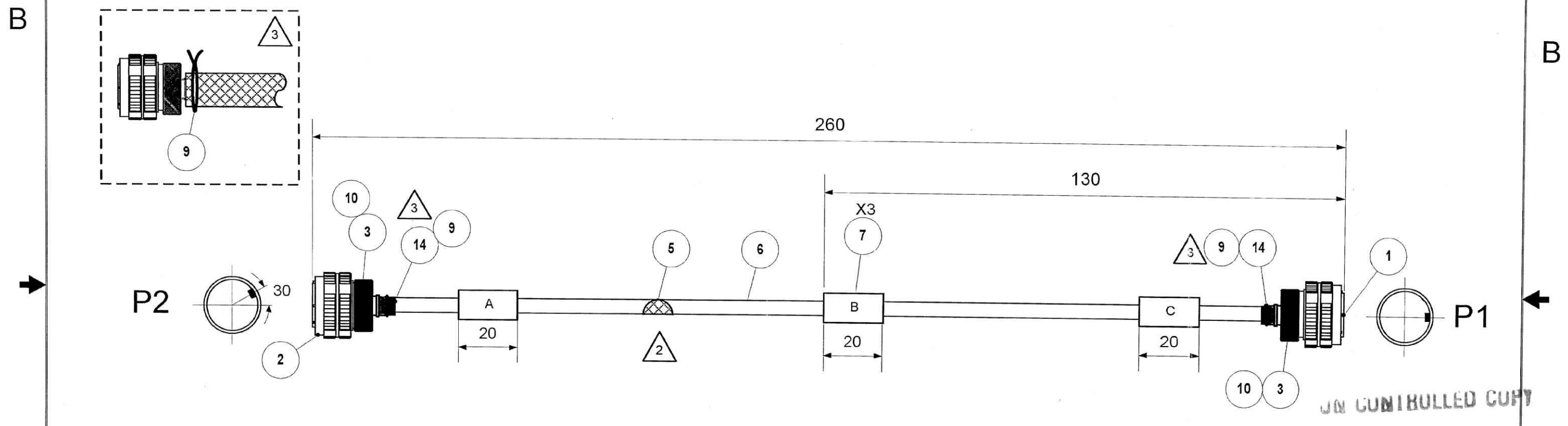
SH 1

1

THIS DOCUMENT AND THE INFORMATION CONTAINED IN IT ARE PROPRIETARY AND CONFIDENTIAL TO OFT. NO PERSON OR ENTITY IS ALLOWED TO COPY, REPRINT, REPRODUCE OR PUBLISH ANY PART OF THIS DOCUMENT, NOR DISCLOSE ITS CONTENTS TO OTHERS, NOR MAKE ANY USE OF IT, NOR ALLOW OR ASSIST OTHERS TO MAKE ANY USE OF IT UNLESS BY THE PRIOR WRITTEN EXPRESS AUTHORIZATION OF OFT AND THEN ONLY TO THE EXTENT AUTHORIZED. COPYRIGHT-OFT.

SHEET REV RECORD	
ALL SHEETS ARE THE SAME REVISION	

REVISION RECORD				
REV	ECO	DESCRIPTION	DATE	APVD
01		Freeze	11-Apr-19	I. Arbitman
-		Released	04-Jun-19	Z. Rabayev



NOTES:

- 1. MANUFACTURING ACCORDING TO ELBIT 03711A-00
- 2. LEAVE THE SHIELD & BRAID POLYAMIDE LOOSE AS POSSIBLE FOR MAX FLEXIBILITY.
- 3. USE TAPE LACING TO TIE THE POLYIMID BRAID TO THE ADAPTOR (2 BINDS AT LEAST).

STAMPING REQUIREMENTS:

A	B	C
WPKS2_P2 TO WPKS12B_J1	ELBIT WPKS2 Y29413A-XX S/N ____ MM/YY __ REV __	WPKS2_P1 TO EMU_J1

JUN CONTROLLED COPY
CERTIFIED CORRECT COPY
OF APPROVED DRAWINGS
AT THIS DATE... 15.12.2020

Design & Drawing Office
Ordnance Factory,
Tiruchirappalli-620018

SEE SEPARATE PARTS LIST

UNLESS OTHERWISE SPECIFIED		SIGNATURE	DATE	ORDNANCE FACTORY TIRUCHIRAPPALLI
DIMENSIONS ARE IN MM PER ASME Y14.5M -1994		DRAWN	17/12/20	
TOLERANCES LINEAR ANGULAR		CHECKED		TITLE
3rd. ANGLE PROJECTION		HOS/DDO	18/10/20	CABLE ASSY, WPKS2
	SURFACE TEXTURE IN Micro INCH	OFFICER/PRODN		FOR: PEDESTAL ASSY
		OFFICER/QC		OF:12.7MM SRCG
PROJECT OFFICER		OFFICER/DDO		SIZE
				B
				CAGE CODE
				2291A
				DWG NO
				Y29413A-00

				SHEET 1 OF 2

PLM Control

1

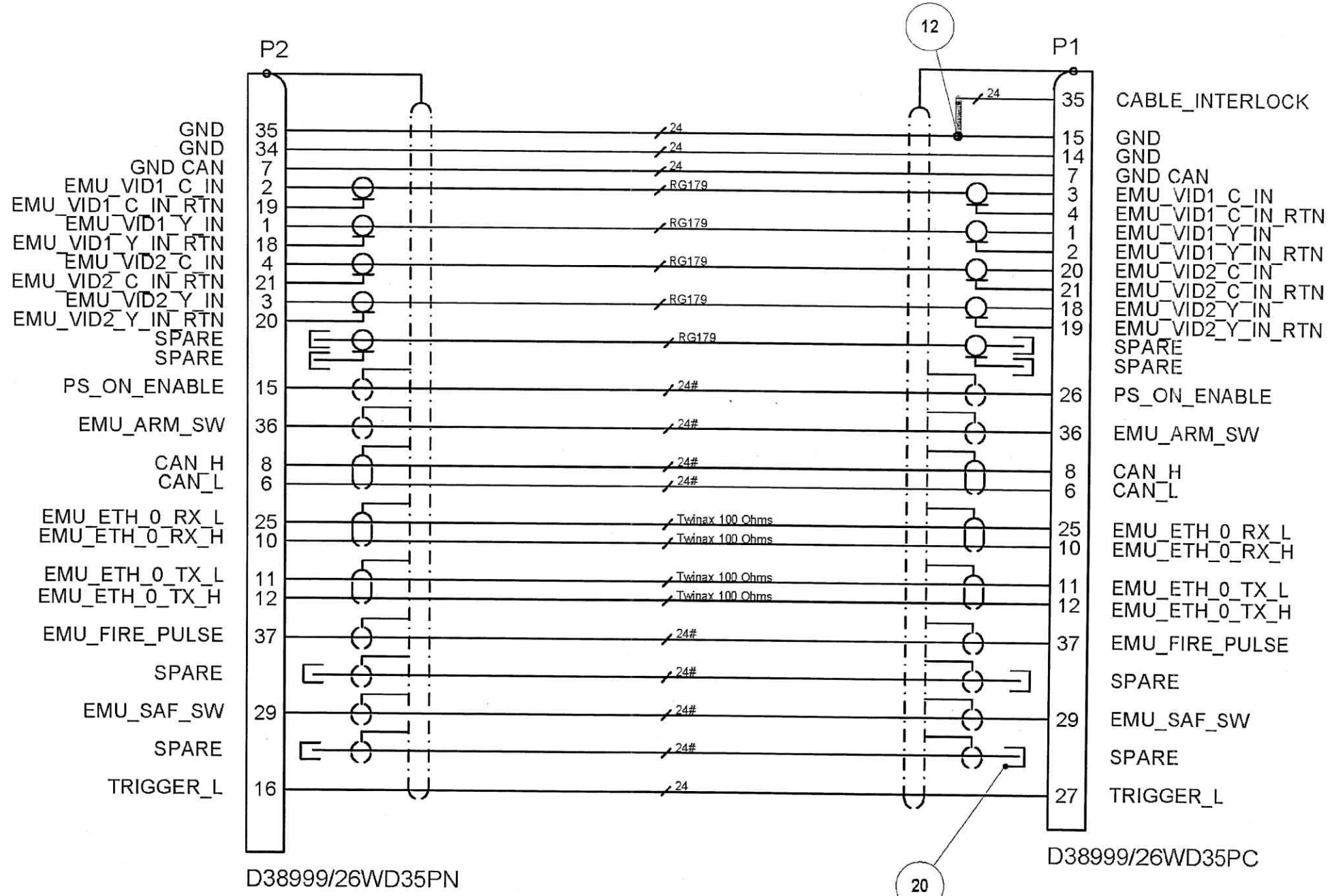
2

THIS DOCUMENT AND THE INFORMATION CONTAINED IN IT ARE PROPRIETARY AND CONFIDENTIAL TO OFT. NO PERSON OR ENTITY IS ALLOWED TO COPY, REPRINT, REPRODUCE OR PUBLISH ANY PART OF THIS DOCUMENT, NOR DISCLOSE ITS CONTENTS TO OTHERS, NOR MAKE ANY USE OF IT, NOR ALLOW OR ASSIST OTHERS TO MAKE ANY USE OF IT UNLESS BY THE PRIOR WRITTEN EXPRESS AUTHORIZATION OF OFT AND THEN ONLY TO THE EXTENT AUTHORIZED.
 COPYRIGHT-OFT.

WPKS2

B

B



A

A

UN CONTROLLED COPY

CERTIFIED CORRECT COPY
 OF APPROVED DRAWINGS
 AT THIS DATE 15.12.2020

(Signature)
 Design & Drawing Office
 Ordnance Factory
 Bangalore-560015

SIZE	CAGE CODE	DWG NO	
B	2291A	Y29413A-00	--
			SHEET 2 OF 2

OFT

ASSEMBLY PARTS LIST

Assembly Parts List For: Y29413A-00

Rev: -

Status: Released

Description: CABLE ASSY, WPKS2

FN	CMD	PART NUM	ECO	DESCRIPTION	MB	QTY	U/M	REF. DES./REMARKS	MFG. PN / CUSTOMER	LA	LI
1	PO	00027131N		PLUG CIRC 37P NO.15 POL-C	P	1.000	Each	P1	41491-D38999/26WD35PC		
2	PO	40332044577 (99930155M)		PLUG CIRC 37 P NO. 15	P	1.000	Each	P2	41491-D38999/26WD35PN		
3	MP	031518D-03		ADAPTER D38999-III-15-05	M	2	Each	BS P1,P2			
5	VW	33373803M		BRAID TUBE .375ID CU/TIN(.625X	P	0.300	MR		54151-A-A-59569R36T0375		
6	VW	33342603M		CABLE BRAID POLYAMID 9-14MM BL	P	0.984	FT		58057-RG600/F.66.10SW		
7	VW	40687010677 (99963633M)		MARKER SLEEVE 3/4DIA X2.0 WHT	P	3	Each		58011-TMS-SCE-3/4-2.0-9		
9	VW	99922068M		TAPE LACING PE NAT 15LB .050/.01	P	0.200	MR		42795-AA52081-C-5		
10	HO	00072033N		STRAP TIE DOWN CRES L=14.25" PRE	P	2	Each		47017-600-083-1		
11	YR	22016520877 (99620607M)		TAPE ELECT. TEFLON 0.5IN WIDE	P	78.740	IN		53011-60-0.5IN WIDTH		
12	VW	99992000M		SPLICE CRIMP STUB .040IN 2TO1	P	1	Each		58011-D-436-0128		
13	VW	00076163N		COAX TERMINATION 24AWG F/RG179	P	12	Each		58011-D-181-2224-90/9		
14	VW	40687002800 (24534714C)		TUBE SHRINK .750/.375 BLK FLEX	P	3.937	IN		59272-M23053/5-109-0		
20	VW	99941575M		TUBE SHRINK .063/.031 CLR F.R.	P	0.060	MR		20012-M23053/18-202-C		
21	WO	40687012877 (34464970M)		CABLE TWINX 100OHM 24 AWG BLK *	P	0.600	MR		58034-0024A0311-0		
22	WO	99921309M		CABLE ELECT 1X24AWG SHLD TIN B	P	1.800	MR		58011-44A1111 24-1-9		
23	WO	40683002900 (99920592M)		CABLE COAX RG179B/U OTHR OTHER	P	1.500	MR		60247-M17/94-RG179		
24	WO	99928301M		CABLE ELECT 2X 24 AWG WHT PVF2*	P	0.300	MR		60016-M27500-24ML2T08		
25	WO	40682034924 (99929774M)		WIRE ELECT 24 AWG WHT TEFLON	P	1.500	MR		60016-M81044/12-24-9		

UN CONTROLLED COPY

CERTIFIED CORRECT COPY
OF APPROVED DRAWINGS
AT THIS DATE 15.12.2020

Design & Drawing Office
Ordnance Factory,
Trichinappalli-620018

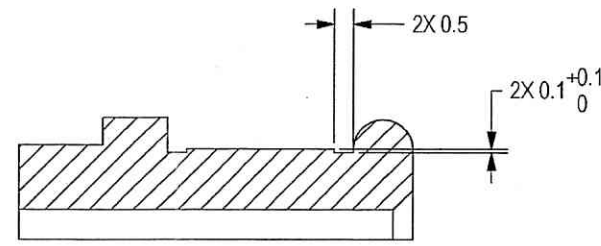
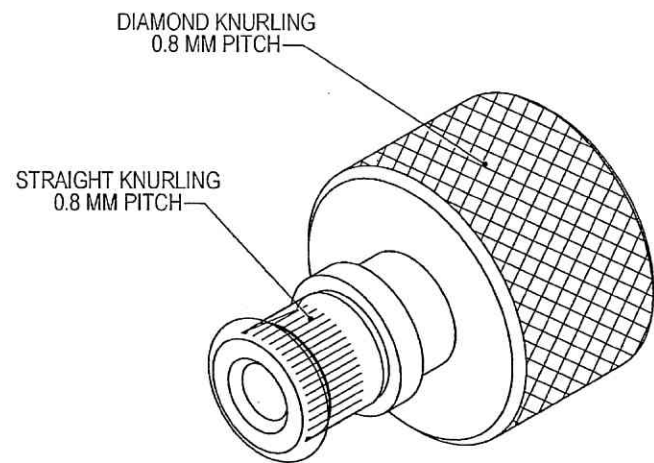
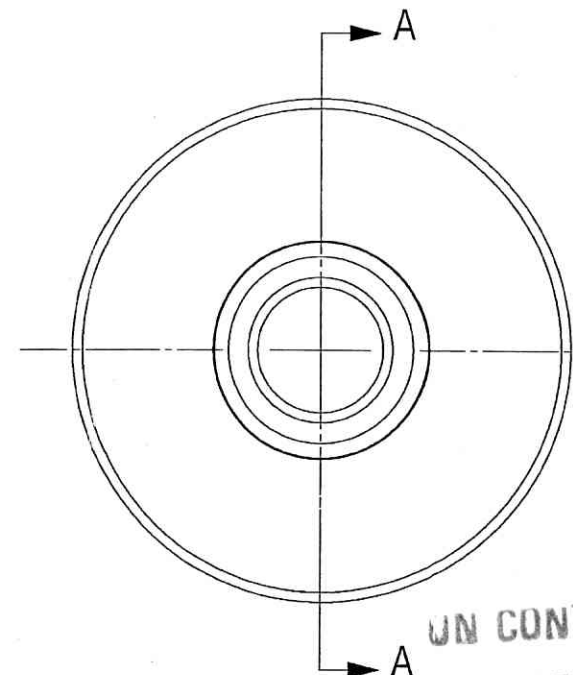
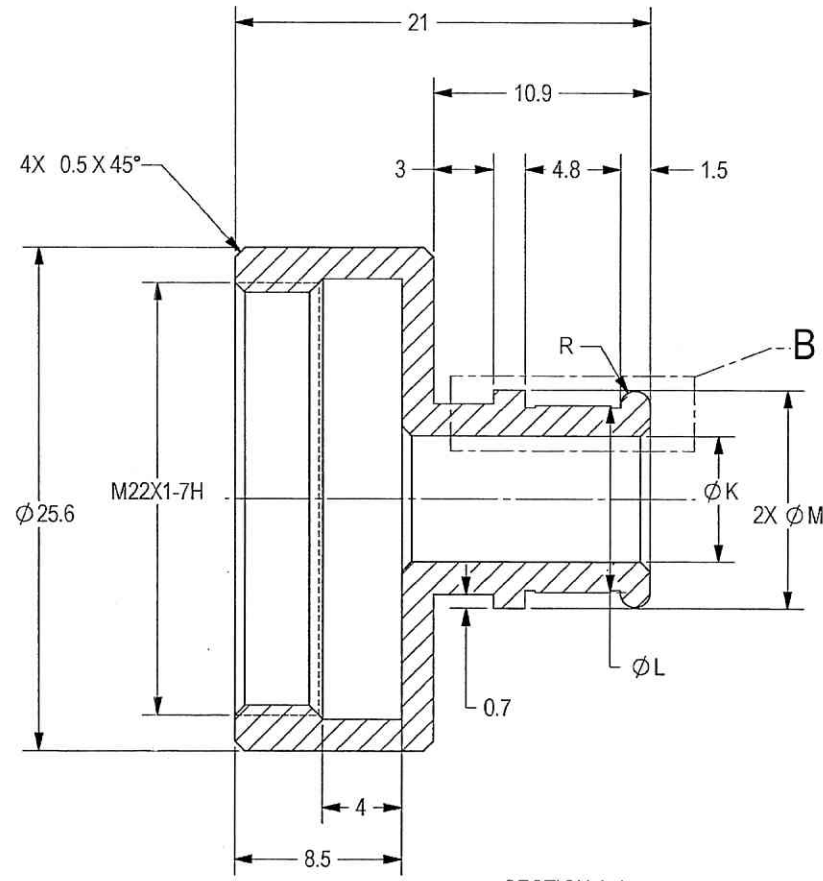
THIS DOCUMENT AND THE INFORMATION CONTAINED IN IT ARE PROPRIETARY AND CONFIDENTIAL TO OFT. NO PERSON OR ENTITY IS ALLOWED TO COPY, REPRINT, REPRODUCE OR PUBLISH ANY PART OF THIS DOCUMENT, NOR DISCLOSE ITS CONTENTS TO OTHERS, NOR MAKE ANY USE OF IT, NOR ALLOW OR ASSIST OTHERS TO MAKE ANY USE OF IT UNLESS BY THE PRIOR WRITTEN EXPRESS AUTHORIZATION OF OFT AND THEN ONLY TO THE EXTENT AUTHORIZED. COPYRIGHT-OFT.

SHEET REV STATUS
ALL SHEETS ARE THE SAME REVISION

REVISION RECORD				
REV	ECO	DESCRIPTION	DATE	APVD
01		Freeze	08-Jul-09	M. Levin
		Released	26-Nov-09	A. Ben-or
A-	VA103/00	Released	14-Feb-11	D. Nave

NOTES:

- INTERPRET THIS DRAWING IAW ASME Y14.100M.
- MATERIAL: ALUM. ROD 6061-T6 PER AMS-QQ-A-225/8.
- UNLESS OTHERWISE SPECIFIED, UNDEFINED MACHINED FILLET MAX RADII SHALL BE 0.2.
- DEBURR AND REMOVE SHARP EDGES, APPROX. 0.2X45 Deg.
- FINISH:
 - ZINC COATING - OVER ELECTROLESS NICKEL.
 - ELECTROLESS NICKEL CLASS 3 GRADE B, 13 MICRON THICK PER MIL-C-26074.
 - ZINC COATING ELECTRODEPOSITED TYPE II, COLOR BLACK, CLASS 3 (OR SC2), 8 MICRON THICK PER ASTM B 633.
- QUALITY ASSURANCE PROVISIONS FOR THIS ITEM PER RDMQD00012P.
- PACKAGING AND PACKING:
THE FINISHED PART SHALL BE PRESERVED AND PACKAGED IN ACCORDANCE WITH MANUFACTURER'S COMMERCIAL PRACTICE.
- IDENTIFY PER MIL-STD-130 PARA 4.1.B, BY LABELING ITS CONTAINER WITH THE PART NUMBER. CHARACTERS 3.2 MM HIGH.



PART NO.	INDENT NO.	K	L	M
031518D-00	D38999-III-15-02	6.4	9.5	11.1
031518D-01	D38999-III-15-03	9.5	12.7	14.3
031518D-02	D38999-III-15-04	12.7	15.9	17.4
031518D-03	D38999-III-15-05	15.9	19.1	20.6

UN CONTROLLED COPY
CERTIFIED CORRECT COPY OF APPROVED DRAWINGS AT THIS DATE 15.12.202

Design & Drawing Office
Ordnance Factory,
Tiruchirappalli-620006

125 ✓

SEE ATTACHED MEDIA

UNLESS OTHERWISE SPECIFIED	SIGNATURE	DATE	ORDNANCE FACTORY TIRUCHIRAPPALLI	
DIMENSIONS ARE IN MM PER ASME Y14.5M-1994	DRAWN		TITLE	FOR: CABLE ASSY, WPKS2
TOLERANCES	CHECKED		ADAPTER DRAWING, D38999-III-15	OF: 12.7MM SRCG
LINEAR	HOS/DDO		SIZE	CAGE CODE
ANGULAR	OFFICER/PRODN		C	S0123
± 0.2	OFFICER/QC		DWG NO	031518D-TB
± 0.5°	OFFICER/DDO		SCALE	4:1
3rd ANGLE PROJECTION			AUTOMATED DRAWING (SW)	
SURFACE TEXTURE IN Micro INCH			SHEET	1 OF 1